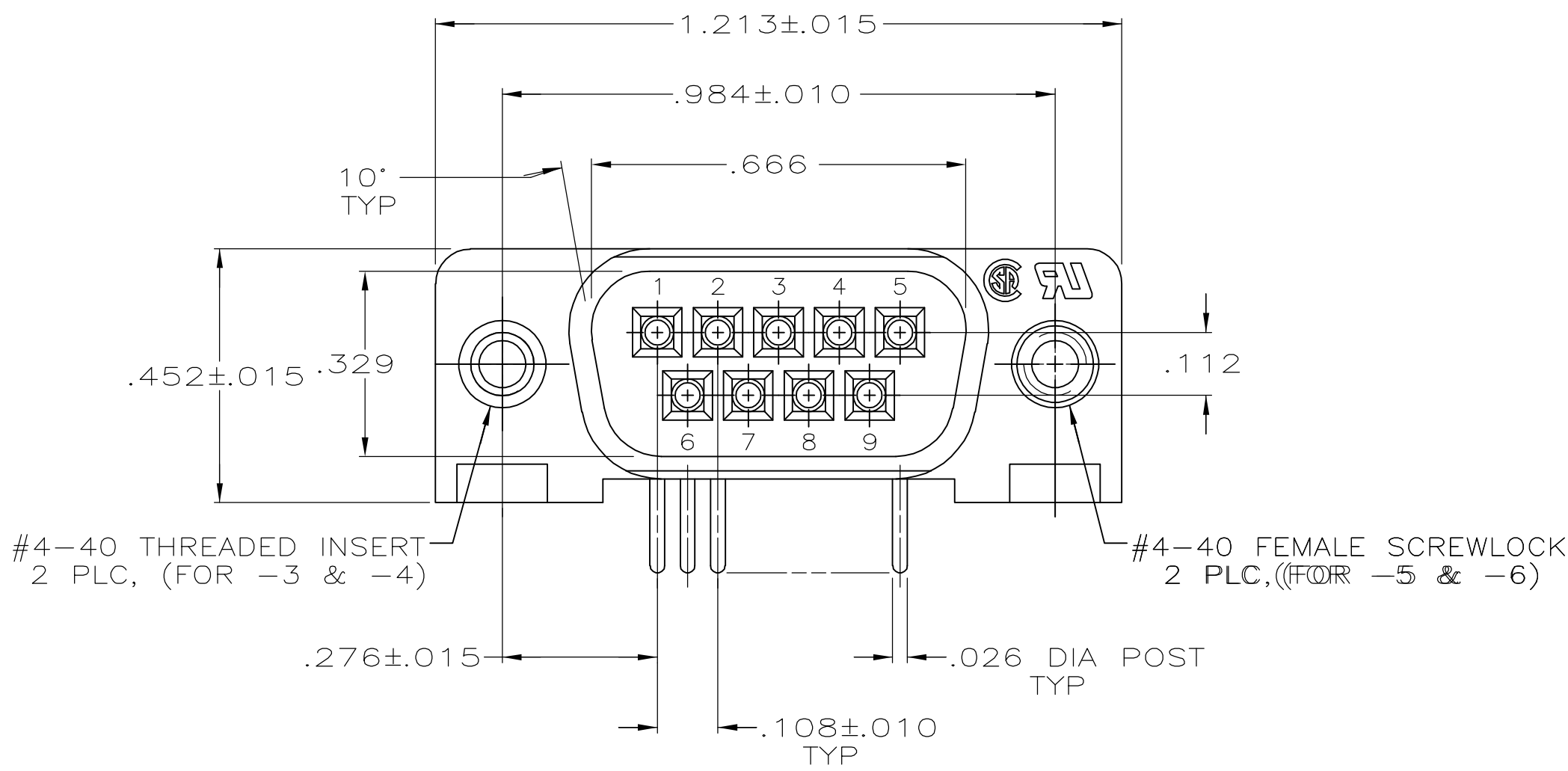
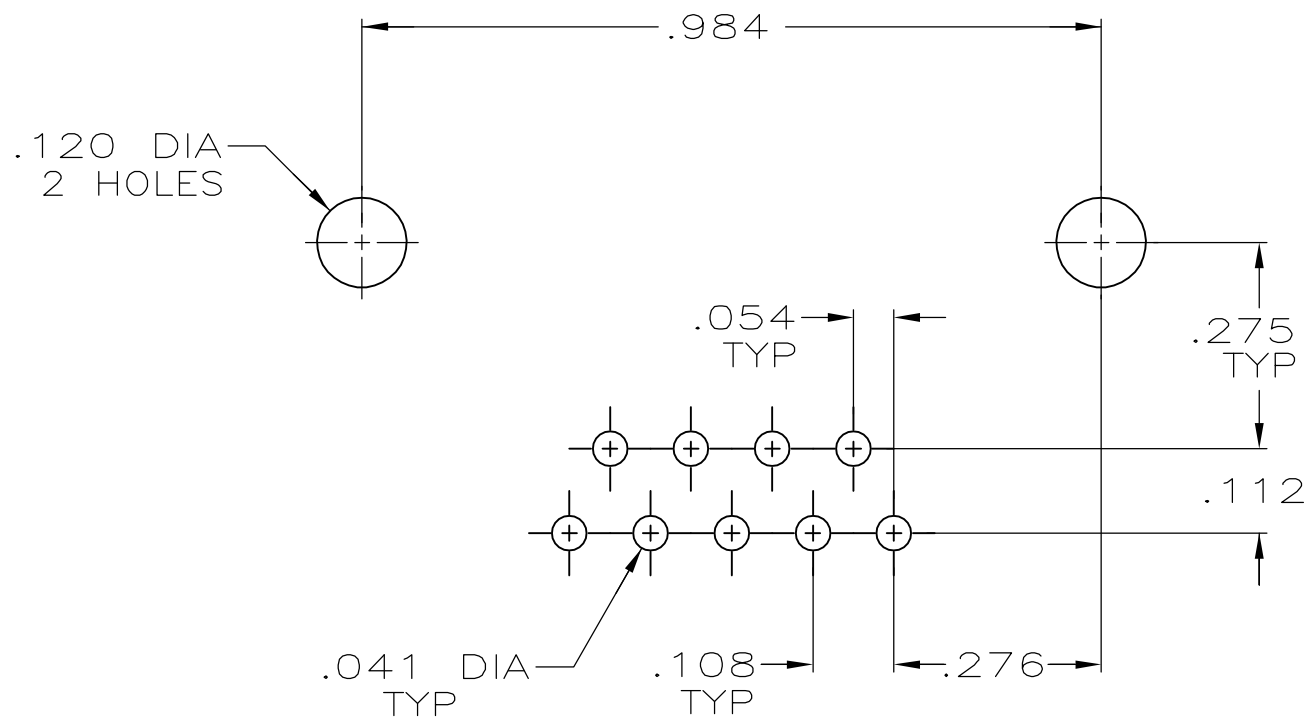
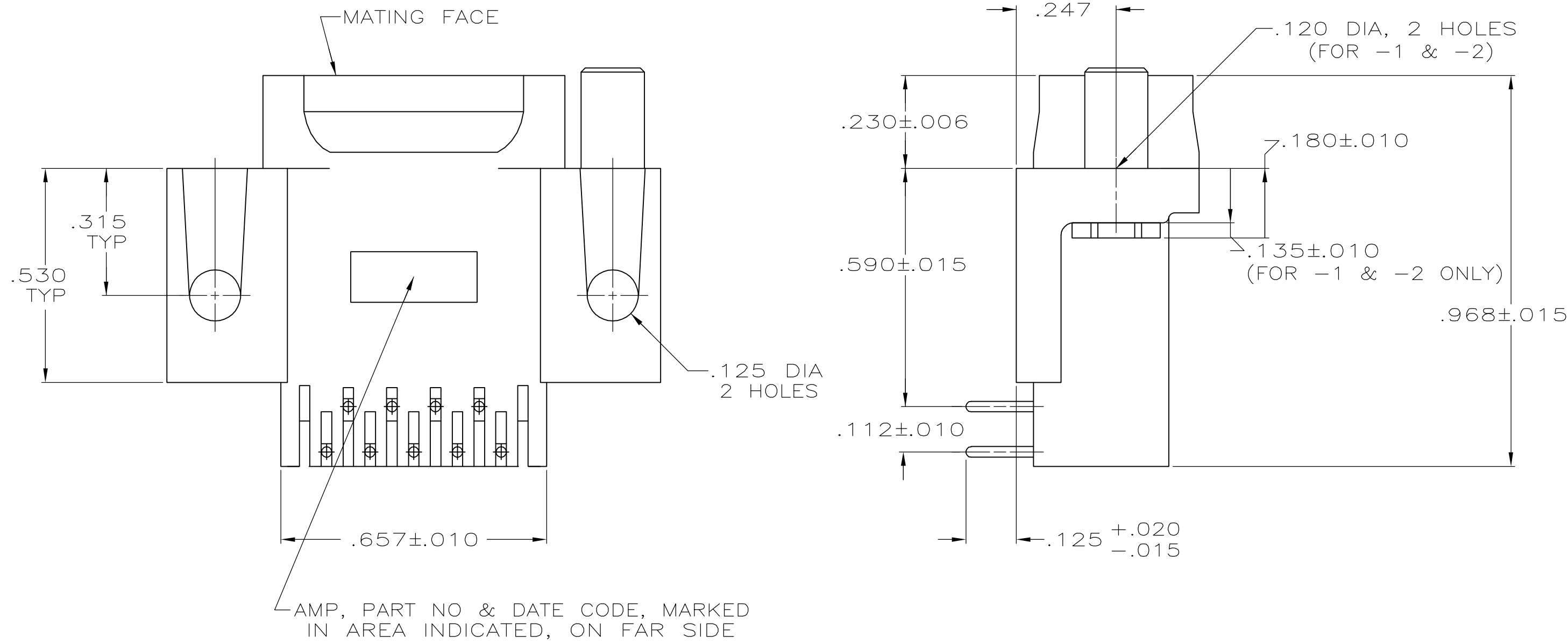


LOC	DIST	REVISONS			
		P	LTR	DESCRIPTION	DATE
GP	00	G		REVISED PER ECO-06-028338	12/DEC/06



- 1 MOLDED PARTS: FLAME RETARDANT, 94V-0 RATED, GLASS FILLED NYLON OR POLYESTER, BLACK  
CONTACTS: BRASS  
HARDWARE: ZINC
- 2 CONTACTS: SEE TABLE  
HARDWARE: CLEAR CHROMATE
- 3 GOLD PLATED FOR A LENGTH OF .150 MIN FROM MATING END, GOLD FLASH IN MATED AREA, WITH POINT OF MEASUREMENT .075 FROM MATING END OF CONTACT, .000100-.000200 TIN OR TIN-LEAD ON SOLDER END, ALL OVER .000050 MIN NICKEL ON ENTIRE CONTACT.
- 4 GOLD PLATED FOR LENGTH OF .150 MIN FROM MATING END, .000030 MIN GOLD IN MATED AREA, WITH POINT OF MEASUREMENT .075 FROM MATING END OF CONTACT, .000100-.000200 TIN OR TIN-LEAD ON SOLDER END, ALL OVER .000050 MIN NICKEL.  
-OR-  
GOLD FLASH OVER PALLADIUM NICKEL PLATED FOR A LENGTH OF .150 MIN FROM MATING END, .000030 MIN GOLD IN MATED AREA, WITH POINT OF MEASUREMENT .075 FROM MATING END OF CONTACT, .000100-.000200 TIN OR TIN-LEAD ON SOLDER END, ALL OVER .000050 MIN NICKEL.
- 5 REFER TO APPLICATION SPEC FOR RECOMMENDED P.C. BOARD MOUNTING DIMENSIONS FOR AUTOMATIC INSERTION.



P.C. BOARD MOUNTING DIMENSIONS 5

SUPSD BY 747467-4	WITH SCREWLOCKS	4	747467 -6
OBSOLETE	WITH SCREWLOCKS	3	747467 -5
	WITH INSERTS	4	747467 -4
SUPSD BY 747467-4	WITH INSERTS	3	747467 -3
	WITH .120 DIA HOLE	4	747467 -2
	WITH .120 DIA HOLE	3	747467 -1
REMARKS		FINISH	PART NUMBER

THIS DRAWING IS A CONTROLLED DOCUMENT.		DWN C. RICHARD 8-3-87	7-29-87	Tyco Electronics Corporation Harrisburg, PA 17105-3608	
DIMENSIONS: INCHES		CHK S. WELDON 8-3-87	APVD B. TAYLOR 8-3-87	NAME PLUG ASSY, SIZE 1, 9 POSN, RIGHT ANGLE, .590 SERIES, .026 DIA POSTS, AMPLIMITE® HD-20	
TOLERANCES UNLESS OTHERWISE SPECIFIED:		PRODUCT SPEC 108-40005		SIZE A1	
MATERIAL		APPLICATION SPEC 114-40015		CAGE CODE 00779	
ANGLES		FINISH		DRAWING NO 747467	
1		2		CUSTOMER DRAWING	
				SCALE 4:1	
				SHEET 1 OF 1	
				REV G	