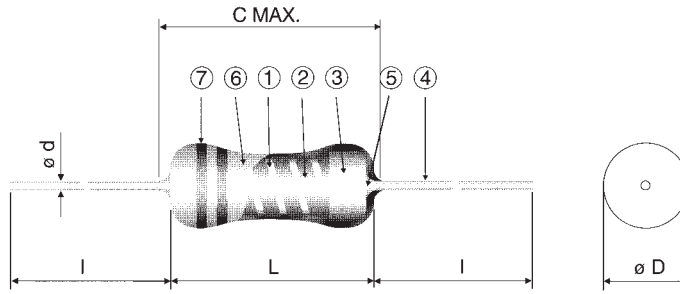



METAL OXIDE

SMALL TYPE MOS • MOSX (RSS • RSSX)



STRUCTURE

- 1 Ceramic core
- 2 MOS = trimmed metal oxide
MOSX = trimmed metal film
- 3 Steel cap (Cu, Sn plated)
- 4 Lead wire
- 5 Welding joint
- 6 Flame retardant insulation coating
- 7 Marking

IDENTIFICATION

PRODUCT CODE	COATING COLOR	MARKING
MOS (X) 1/2 MOS (X) 1	Lavender	Color Code (R-value and tolerance)
MOS 2... 5 MOSX 2... 5		Alpha/Numeric (R-value and tolerance)

Products with Pb-free terminations meet RoHS requirements

TYPE DESIGNATION (HOW TO ORDER)

Old Part No.	RSS	1/2	F	T52	A	221R		
New Part No. (Pb-free)	MOS	1/2	C	T52	A	2210	F	
	PRODUCT CODE	POWER RATING	TERMINATION SURFACE MATERIAL	RESISTANCE TOLERANCE	TAPING & FORMING	PACKAGING	NOMINAL RESISTANCE	RESISTANCE TOLERANCE
	MOS MOSX	Unit: Watt 1/2... 5	C: SnCu L: Sn/Pb			A: Ammo R: Reel	F: 4 digits G, J: 3 digits	F: ±1% G: ±2% J: ±5%

*Please see "PACKAGING"

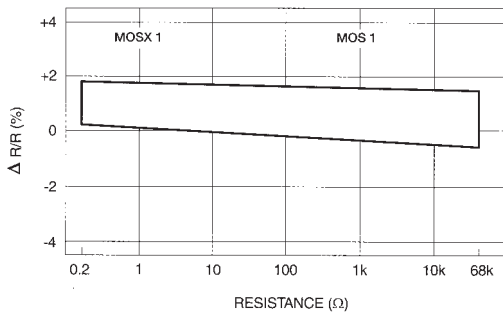
FEATURES

- Small size power type resistors
- Flame retardant coating (UL94 V-0)
- Automatic insertion is applicable
- Various formings are available
- High reliability for performance
- MOS = metal oxide film
- MOSX = metal film
- Meets or exceeds IEC 60 115-4, JIS C 5201-4, EIAJ RC-2138
- Rated ambient temperature: +70°C
- Operating temperature range: -55°C ... +200°C

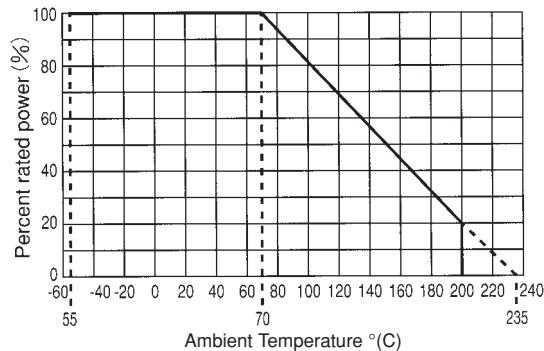
DIMENSIONS (mm)

TYPE	L	C Max.	D	d (nominal)	I
MOS (X) 1/2	6.2 ± 0.5	7.1	2.5 ± 0.5	0.60	24 Min.
MOS (X) 1	9.0 ± 1.0	11.1	3.0 ± 0.5		
MOS (X) 2	12.0 ± 1.0	15.0	4.0 ± 0.5	0.80	30 ± 3
MOS (X) 3	15.5 ± 1.0	18.0	6.0 ± 1.0		
MOS (X) 5	24.5 ± 1.0	28.0	9.0 ± 1.0		

LOAD LIFE AT 70°C/1000h



DERATING CURVE



RATING

DIN SIZE	TYPE	T.C.R. (ppm/K)	POWER RATING*	MAX. WORKING VOLTAGE	MAX. OVERLOAD VOLTAGE	DIELECTRIC WITHSTANDING VOLTAGE	RESISTANCE RANGE		
							E96		E24
							F (±1%)	G (±2%)	J (±5%)
0207	MOS 1/2	± 300	0.5 W	300 V	600 V	400 V	10Ω ... 47kΩ	10Ω ... 47kΩ	10Ω ... 47kΩ
0411	MOS 1		1 W	350 V	700 V	500 V	10Ω ... 68kΩ	10Ω ... 68kΩ	
0414	MOS 2		2 W	500 V	1000 V	700 V	10Ω ... 100kΩ	10Ω ... 100kΩ	10Ω ... 100kΩ
0617	MOS 3		3 W	500 V	1000 V	800 V	—**	10Ω ... 100kΩ	10Ω ... 100kΩ
0922	MOS 5		5 W	500 V	1000 V	800 V	—**		
0207	MOSX 1/2		0.5 W	E = √P × R	E x 2.5	400 V	0.1Ω ... 9.1Ω	0.22Ω ... 9.1Ω	0.1Ω ... 9.1Ω
0411	MOSX 1		1 W			500 V	—**		
0414	MOSX 2		2 W			700 V	—**		
0617	MOSX 3		3 W			800 V	—**		
0922	MOSX 5		5 W			800 V	—**		

* For resistors operated at an ambient temperature of +70°C or above, the power rating shall be derated in accordance with the above derating curve.

**Resistors with tolerance ± 1% on request.