

Line Frequency Capacitors 50/60Hz

ESTAfilm[®], 850 - 3000V, SELF-COOLING, SINGLE-PHASE

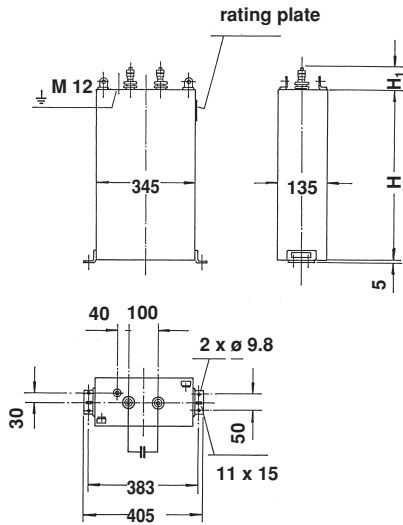
DESIGN

- All-film wound elements in high-quality steel sheet welded casings;
- Casing varnish RAL 7033;
- IP00, indoor, - 25°C/+ 40°C (unless otherwise confirmed);
- Winding elements provided with internal fuses;

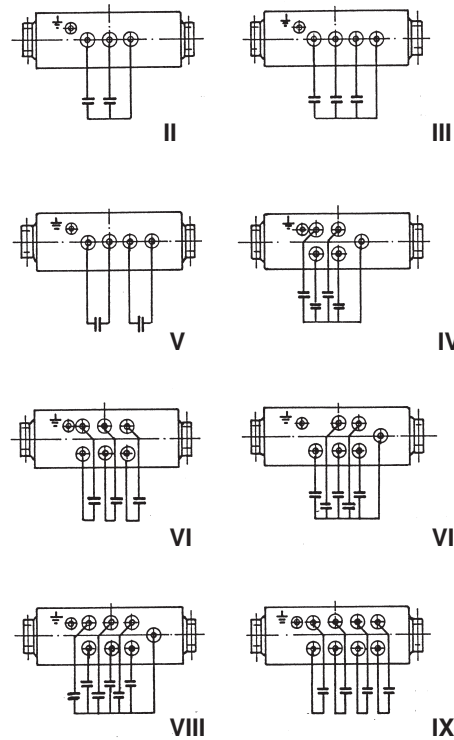
- Connection bolt M12, or M20 (depending on application current);
- Grounding bolt M12;
- Mounting in the upright position, or horizontally on the narrow side.

Water-cooled capacitors can be supplied upon request.

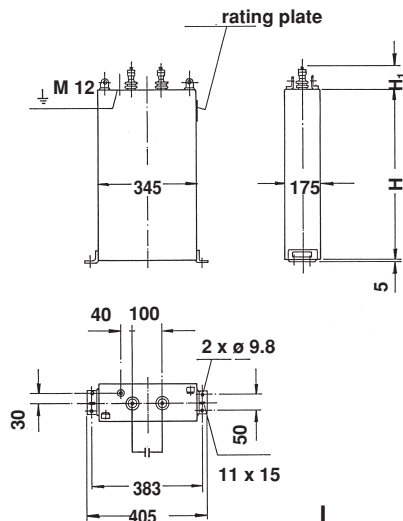
VERSION A/CIRCUITRY I



ADDITIONAL CIRCUITRY VERSIONS



VERSION B/CIRCUITRY I



850 – 3000V, 50Hz (60Hz on request)								
U_N (V)	Q_N (kVAr)	SUBDIVISIONS .. x ..kVAr	C_N (μF)	I_N (A)	VERSION/ CIRCUITRY	H mm	BUSHING	TYPE Phao . . .
850	370	no	1630	435	A / I	1000	M 20	..850/370/1
850	500	2 x 250	2203	588	B / V	1000	M 12	..850/500/1 S
900	360	no	1415	400	A / I	985	M 20	..900/360/1
900	490	2 x 245	1926	544	B / V	1000	M 12	..900/490/1 S
1000	380	no	1210	380	A / I	985	M 20	..1/380/1
1000	520	2 x 260	1655	520	B / V	1000	M 12	..1/520/1 S
1200	480	no	1061	400	A / I	990	M 20	..1.2/480/1
1200	650	2 x 325	1437	542	B / V	995	M 12	..1.2/650/1S
1350	500	no	873	370	A / I	1000	M 12	..1.35/500/1
1350	660	2 x 330	1153	489	B / V	980	M 12	..1.35/660/1S
1500	520	no	736	347	A / I	1000	M 12	..1.5/520/1
1500	700	2 x 350	990	467	B / V	1000	M 12	..1.5/700/1
1750	490	no	509	280	A / I	1000	M 12	..1.75/490/1
1750	660	no	686	377	B / I	1000	M 20	..1.75/660/1
2000	530	no	422	265	A / I	990	M 12	..2/530/1
2000	700	no	557	350	B / I	985	M 12	..2/700/1
2200	550	no	362	250	A / I	990	M 12	..2.2/550/1
2200	740	no	487	336	B / I	1000	M 12	..2.2/740/1
2400	730	no	403	304	B / I	995	M 12	..2.4/730/1
2500	720	no	367	288	B / I	985	M 12	..2.5/720/1
2700	660	no	288	244	B / I	990	M 12	..2.7/660/1
3000	690	no	244	230	B / I	1000	M 12	..3/690/1

Shown are the maximum power ratings, other power ratings, voltages, and subdivisions on request.



Disclaimer

All product specifications and data are subject to change without notice.

Vishay Intertechnology, Inc., its affiliates, agents, and employees, and all persons acting on its or their behalf (collectively, "Vishay"), disclaim any and all liability for any errors, inaccuracies or incompleteness contained herein or in any other disclosure relating to any product.

Vishay disclaims any and all liability arising out of the use or application of any product described herein or of any information provided herein to the maximum extent permitted by law. The product specifications do not expand or otherwise modify Vishay's terms and conditions of purchase, including but not limited to the warranty expressed therein, which apply to these products.

No license, express or implied, by estoppel or otherwise, to any intellectual property rights is granted by this document or by any conduct of Vishay.

The products shown herein are not designed for use in medical, life-saving, or life-sustaining applications unless otherwise expressly indicated. Customers using or selling Vishay products not expressly indicated for use in such applications do so entirely at their own risk and agree to fully indemnify Vishay for any damages arising or resulting from such use or sale. Please contact authorized Vishay personnel to obtain written terms and conditions regarding products designed for such applications.

Product names and markings noted herein may be trademarks of their respective owners.