




Vishay Dale

Low Power Transformers

Single Primary, Input 115 Volts

Dual Secondary: PL-11 thru -14, Single Secondary: PL-32 thru -34



FEATURES

- PC pin mounting
 - Provides isolation from power line
 - Mounting frames and bobbin standoff are available
 - Modification to these standard items are available as specialty products
 - Laminated construction for low-cost industrial applications, including power supplies, controls and instrumentation
 - **PL-11, PL-12, PL-13, PL-14:** Dual secondaries for **series connection** to obtain twice voltage with center tap or **parallel connection** for twice current rating
 - **PL-32, PL-33, PL-34:** Single secondary and lower cost construction.
- Recognized under the Component Program of Underwriters Laboratories, Inc., U.L. File E71961. For general purpose transformers (U.L. Standard 506).

ELECTRICAL SPECIFICATIONS

Input Voltage: 115V, 60Hz.

Output Power Rating:

PL-11 = .75 VA.

PL-12, PL-32 = 1.50VA.

PL-13, PL-33 = 4.50VA.

PL-14, PL-34 = 10.0VA.

Dielectric Strength: All models are 1500V, 60Hz from primary to secondary winding and all windings to core.

Temperature Class: Insulation Class A, + 105°C.

MECHANICAL SPECIFICATIONS

Terminals: Brass, solder coated.

Weight: (reference)

PL-11 = 35 grams.

PL-12, PL-32 = 100 grams.

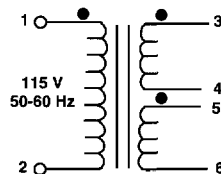
PL-13, PL-33 = 160 grams.

PL-14, PL-34 = 240 grams.

SCHEMATICS

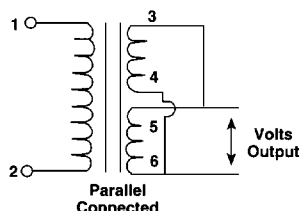
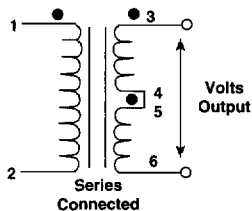
Basic Style

PL-11, PL-12, PL-13, PL-14

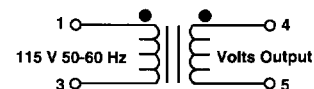


Options

PL-11, PL-12, PL-13, PL-14



PL-32, PL-33, PL-34





OUTPUT VOLTAGE TABLE							
MODEL	DUAL SECONDARY				SINGLE SECONDARY		
	OUTPUT VOLTAGE		OUTPUT CURRENT (mA)		MODEL	OUTPUT VOLTAGE	OUTPUT CURRENT (mA)
	SERIES	PARALLEL	SERIES	PARALLEL			
					PL-32-01 PL-33-01 PL-34-01	6.4 V	200 700 1300
PL-11-01 PL-12-01 PL-13-01 PL-14-01	8 VCT	4 V	94 188 562 940	188 376 1124 1880			
PL-11-02 PL-12-02 PL-13-02 PL-14-02	10 VCT	5 V	75 120 440 1000	150 240 880 2000	PL-32-02 PL-33-02 PL-34-02	10 V	120 450 800
PL-11-03 PL-12-03 PL-13-03 PL-14-03	12.6 VCT	6.3 V	60 100 350 800	120 200 700 1600	PL-32-03 PL-33-03 PL-34-03	12.6 V	100 350 650
PL-11-04 PL-12-04 PL-13-04 PL-14-04	15 VCT	7.5 V	50 100 300 500	100 200 600 1000	PL-32-04 PL-33-04 PL-34-04	15 V	80 300 550
PL-11-05 PL-12-05 PL-13-05 PL-14-05	16 VCT	8 V	47 75 260 640	94 150 520 1280			
PL-11-06 PL-12-06 PL-13-06 PL-14-06	20 VCT	10 V	38 60 220 500	76 120 440 1000	PL-32-05 PL-33-05 PL-34-05	20 V	60 225 400
PL-11-07 PL-12-07 PL-13-07 PL-14-07	24 VCT	12 V	31 50 180 450	62 100 360 900	PL-32-06 PL-33-06 PL-34-06	24 V	50 185 330
PL-11-08 PL-12-08 PL-13-08 PL-14-08	30 VCT	15 V	25 50 150 250	50 100 300 500	PL-32-07 PL-33-07 PL-34-07Z	30 V	40 150 270
PL-11-09 PL-12-09 PL-13-09 PL-14-09	34 VCT	17 V	22 35 125 300	44 70 250 600			
PL-11-10 PL-12-10 PL-13-10 PL-14-10	40 VCT	20 V	19 30 110 250	38 60 220 500			
PL-12-11 PL-13-11 PL-14-11	54 VCT	27 V	28 84 140	56 168 280	PL-32-08 PL-33-08 PL-34-08	54 V	22 80 150
PL-12-12 PL-13-12 PL-14-12	56 VCT	28 V	20 80 180	40 160 360			
PL-12-13 PL-13-13 PL-14-13	76 VCT	38 V	20 60 100	40 120 200	PL-32-09 PL-33-09 PL-34-09	76 V	16 60 110
PL-12-14 PL-13-14 PL-14-14	88 VCT	44 V	15 50 120	30 100 240	PL-32-10 PL-33-10 PL-34-10	88 V	14 50 90
					PL-32-11 PL-33-11 PL-34-11	115 V	10 40 70
PL-12-15 PL-13-15 PL-14-15	120 VCT	60 V	10 35 85	20 70 170			
PL-12-16 PL-13-16 PL-14-16	180 VCT	90 V	6 24 55	12 48 110	PL-32-12 PL-33-12 PL-34-12	180 V	7 25 45
PL-12-17 PL-13-17 PL-14-17	230 VCT	115 V	5 20 40	10 40 80	PL-32-13 PL-33-13 PL-34-13	230 V	5 20 35

