

KG series

Power rocker switches

Distinctive features and specifications



- Protected rocker
- Illuminated or non-illuminated
- VDE (EN 61058-1) approved
- Sealed to IP65

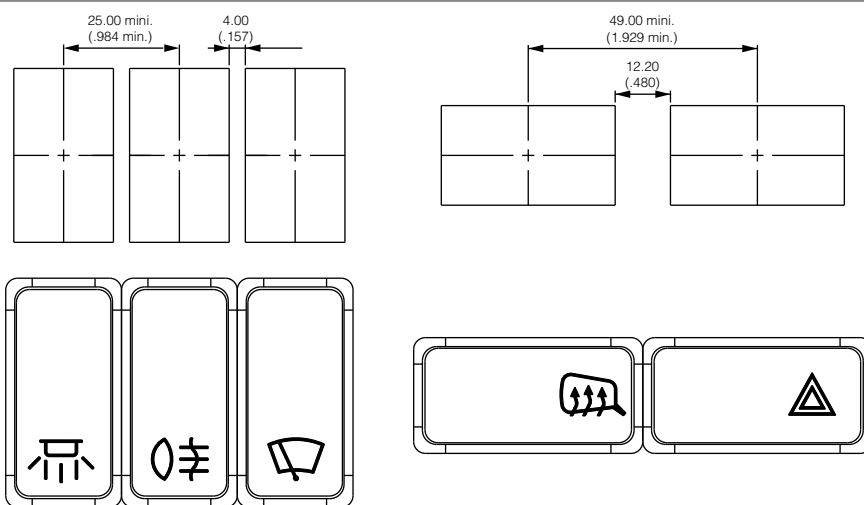
ELECTRICAL SPECIFICATIONS

- Current/voltage rating :
 - functions 1 (ON-OFF) and 6 (ON-ON) : 15A 12VDC, 10A 24VDC, 15A 250VAC max., 10mA 14VDC min.
 - functions 4 (ON ON ON) and 4-1R (ON ON MOM) : 8A 12VDC, 5A 24VDC, 8A 250VAC max.
 - other functions : 10A 12VDC, 8A 24VDC, 10A 250VAC max.
- VDE approved ratings : 12(4)A 250VAC, T85/55°C
- Initial contact resistance : 10 mΩ max. at 1A 2VDC
- Insulation resistance : 1.000 MΩ min. at 500VDC
- Dielectric strength : 2.000 Vrms 50 Hz min. between terminals
- Electrical life : 10.000 cycles min.
- Mechanical life : 2 position models : 100.000 cycles min.
3 position models : 30.000 cycles min.

ENVIRONMENTAL SPECIFICATIONS

- Degree of protection : IP65
- Shock resistance : 100 g according to IEC 512-4, test 6c
- Vibration resistance : 10-500 Hz - 10 g according to IEC 512-4, test 6d
- Salt spray resistance : 96 hours according to IEC 512-6, test 11f
- Operating temperature : 2 position models : -40°C to + 85°C
3 position models : -10°C to + 65°C

MATRIX MOUNTING



MATERIALS

- Case : thermoplastic UL94-V0
- Terminals : brass, silver plated
- Contacts : silver grain
- Contact roller : brass, nickel plated

AGENCY APPROVAL



EN 61058-1

Availability : double pole models, functions ON-OFF and ON-ON.

Marking : to order switches marked VDE, add "VDE" at the end of model number.

Dimensions : First dimensions are in mm while inches are shown as bracketed numbers.

Tolerance : The general tolerance for dimensions in this brochure is $\pm 0,3$ (.012). Overall dimension tolerance is $\pm 0,5$ (.020).



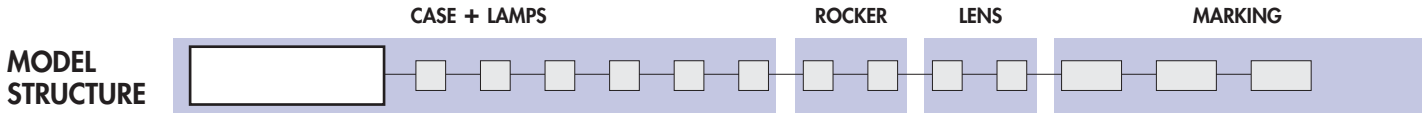
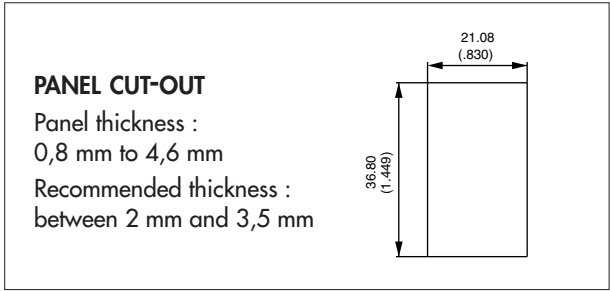
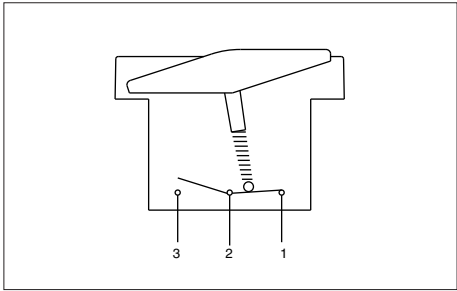
Packaging unit : 40 pieces

Dimensions, specifications and data shown in this brochure are subject to change without notice.

KG series

Power rocker switches

Case



	2-3	1-2	
	5-6	4-5	
Single pole			
KG31			
Double pole			
KG41	ON -	OFF	
KG44*	ON ON	ON	
KG44-1R*	ON ON	MOM	
KG35	MOM -	ON	
KG36	ON -	ON	
KG37	MOM OFF	MOM	
KG38	ON OFF	MOM	
KG39	ON OFF	ON	

* Function 4 : single pole in double pole case

→ Flat seal

TERMINALS

0

Screw

2

Solder lug / quick-connect

3

Quick-connect

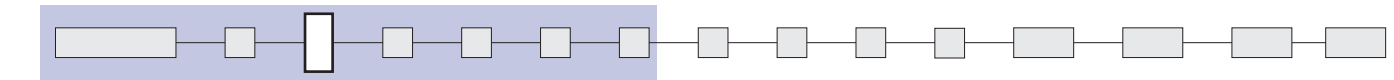
Side A

Side B

Terminals 1 to 6 are marked on the case.

Side A : terminals 1 and 4
Side B : terminals 3 and 6

CONTACT MATERIALS



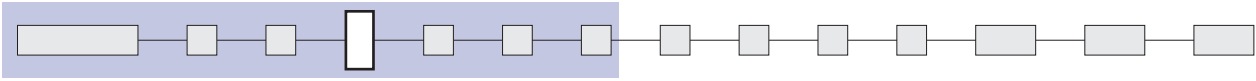
A Silver grain
 Functions ON-OFF and ON-ON : 15A 12VDC , 10A 24VDC , 15A 250VAC max. - 10mA 14 VDC min.
 Other functions : 10A 12VDC, 8A 24VDC, 10A 250VAC max.

KG series

Power rocker switches

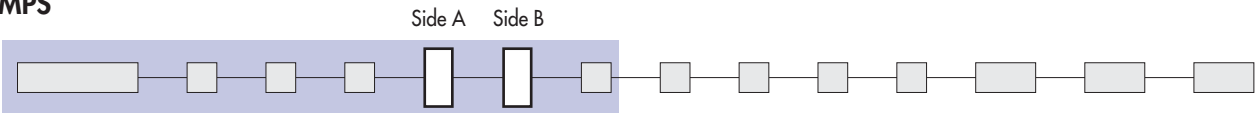
Lamps

BEZEL



2 Black, sealed to IP65

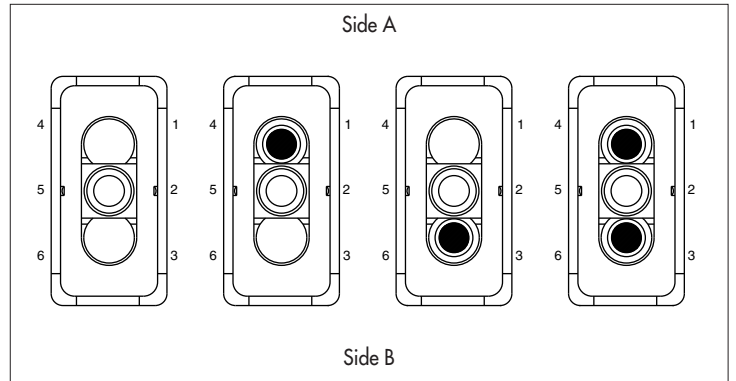
LAMPS



Complete each enlarged box with one of the codes listed below.

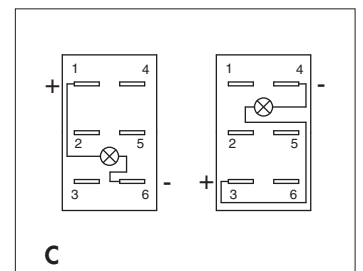
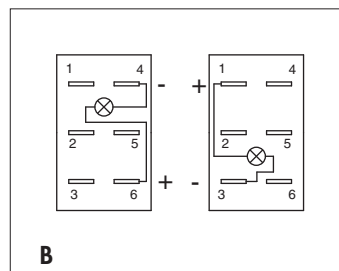
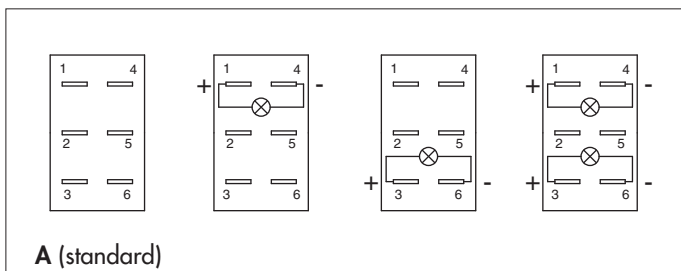
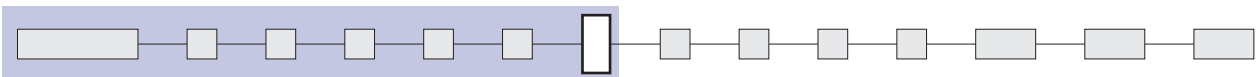
X	Without lamp
A	6V LED red
B	6V LED green
C	6V LED yellow
D	12V LED red
E	12V LED green
F	12V LED yellow
G	18V LED red
H	18V LED green
I	18V LED yellow

J	24V LED red
K	24V LED green
L	24V LED yellow
M	Neon 125V
N	Neon 250V
O	Filament 6V
P	Filament 12V
R	Filament 24V
S	Fluorescent 220V
T	Fluorescent 110V

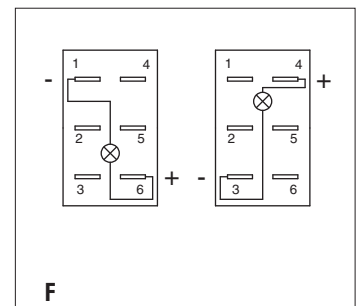
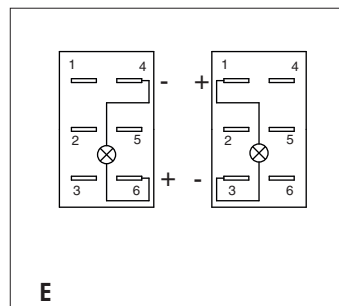
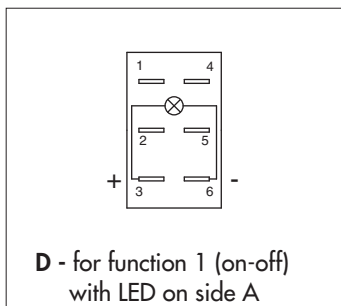


LAMP WIRING

The lamp wiring diagram is shown on the case.



Note : If not available, terminals are added to connect the LED.



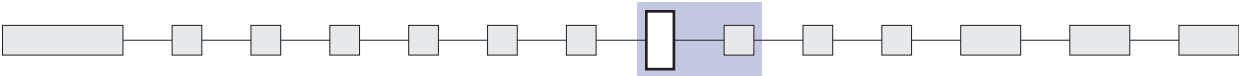
To order case only (without rocker), finish your order number with the lamp wiring code.

KG series

Power rocker switches

Rocker - Lenses

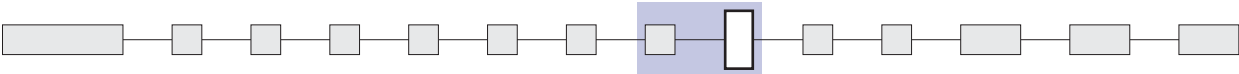
ROCKER COLOUR



1	Blue
1/4	Dark blue
2	Black
3	Green
4	Grey

5	Yellow
6	Red
7	Ivory
9	Orange

ROCKER SHAPE



1 Full rocker



4 Opening on side A



6 Opening on side B

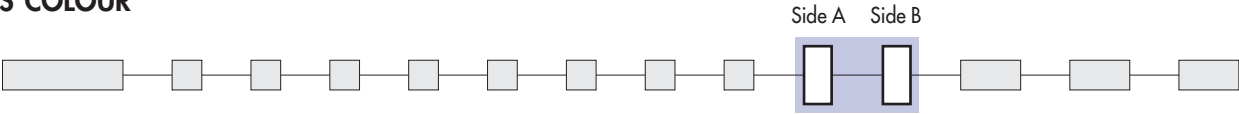


8 Opening on sides A and B

Other rocker shapes on customer specifications : on request.

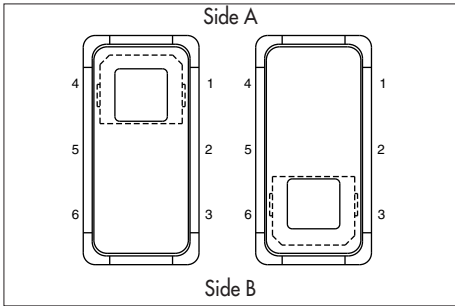

To order rocker only (without case), begin the order number with code KGR, then follow the order format from "rocker colour" until the end of the options.

LENS COLOUR



Complete each enlarged box with one of the codes listed below.

X	No lens
1	Blue *
3	Green *
6	Red
9	Orange
B	White
T	Translucent



* Blue or green lens recommended with fluorescent lamp.

To order lenses only, begin the order number with the codes :
 KGLA for lens A and KGLB for lens B,
 then follow the order format from "lens colour" until the end of the options.

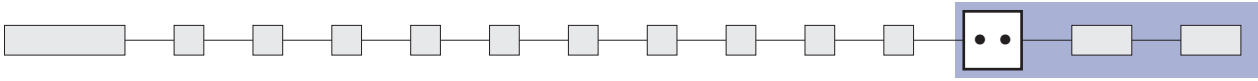
KG series

Power rocker switches

Marking

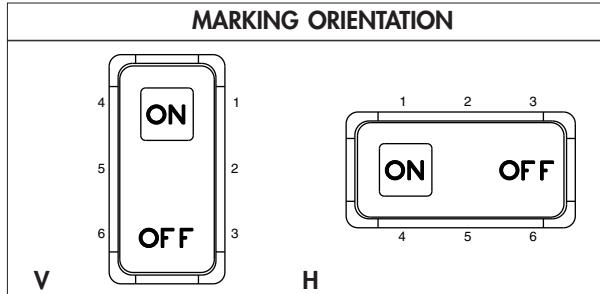
MARKING

If no marking required, leave all boxes blank.



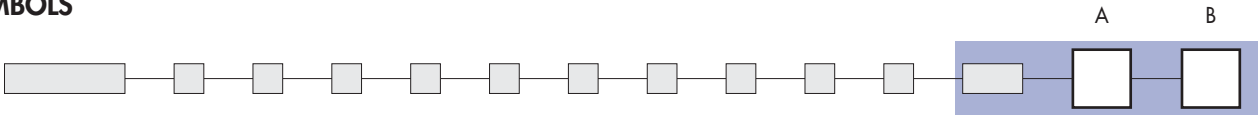
Select one option from each of the tables below.

MARKING METHOD	
C	Hot stamping



Other orientations :
on request

SYMBOLS



Available symbols : see page 31.

Marking colour

White marking for black rockers - Black marking for colour rockers
Other : on request.

Marking area

For illuminated versions. The symbol will be included in the hatched area.

