

DO NOT SCALE FROM THIS PRINT

PCT2-1XX-XX-XX-X-XX-XX

No OF POSITIONS
-01 THRU -39 (2MM POS PER ROW)

OPTION 1
-RA: RIGHT ANGLE
(SEE FIG. 2, SHEET 2)

LEAD STYLE
-03: USE T-1S13-XX-X-2

POWER POSITIONS
-04, -03, -02, -01

PLATING SPECIFICATION

-L: LIGHT SELECTIVE
-F: FLASH SELECTIVE
-LM: LIGHT SELECTIVE, MATTE TIN TAIL
-FM: FLASH SELECTIVE, MATTE TIN TAIL
(IF PLATING OPTION -L OR -F IS SELECTED, USE T-1S8-01-T. IF PLATING OPTION -LM OR -FM IS SELECTED, USE T-1S8-01-T.)

ROW SPECIFICATION
-D: DOUBLE ROW

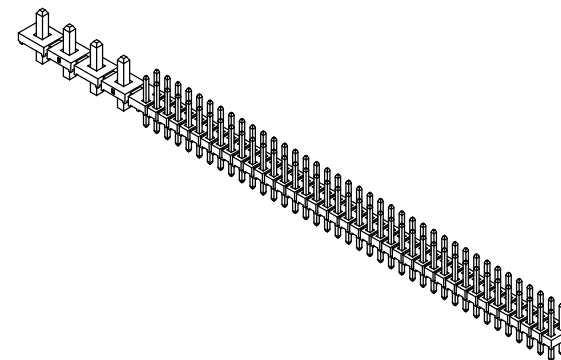
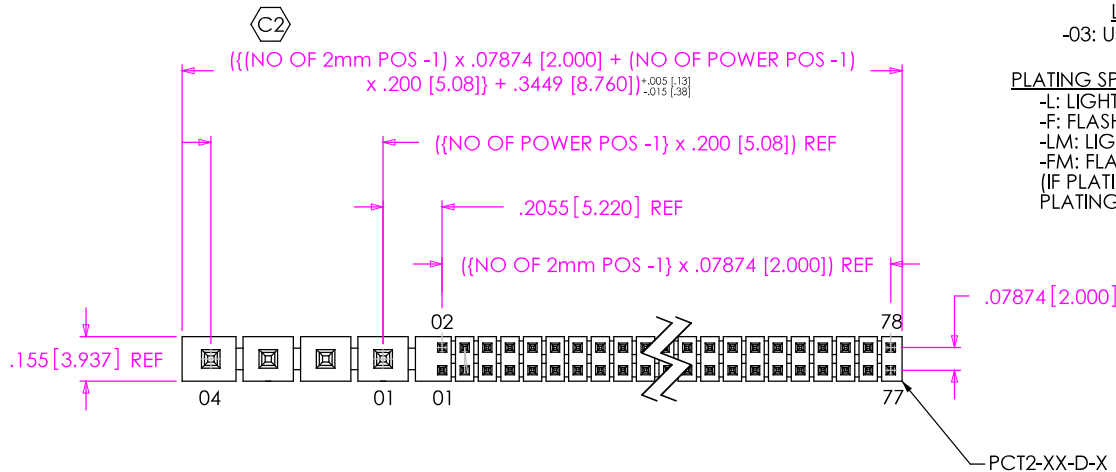
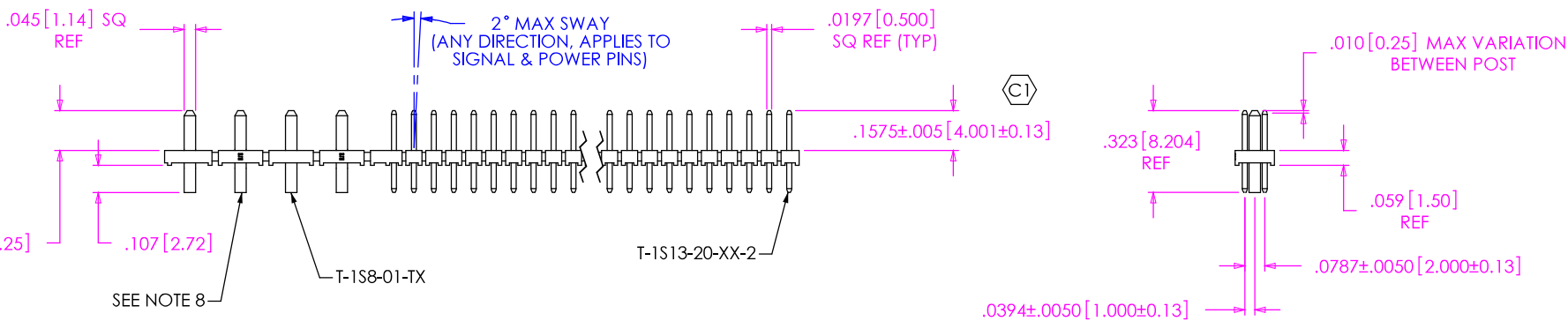


FIG 1



NOTES:

1. MAXIMUM ALLOWABLE BOW: .005 [0.13] INCH/INCH AFTER ASSEMBLY.
2. MAXIMUM PIN ROTATION IN BODY: 2<MOD-DEG>.
3. MINIMUM PUSHOUT FORCE: 1 lb.
4. (C) REPRESENTS A CRITICAL DIMENSION.
5. ENDWALL THICKNESS: .022 ON SIGNAL END / .064 ON POWER END.
6. MEASURE AT BEND RADIUS, NOT END OF PIN.
7. MAXIMUM ALLOWABLE CUT FLASH: .015 [0.38].
8. TAILS SHEARED ON POWER PINS (.045 [1.14]SQ.) TO DIMENSION SHOWN (.005 [0.13] MAX BURR)
9. ~~120 MAX TAIL DUE TO MULTI-CUT ISSUE.~~
10. LAYER PACKAGE POSITIONS 1-4, TUBE POSITIONS 5-39.

DELETED

UNLESS OTHERWISE SPECIFIED, DIMENSIONS ARE IN INCHES. TOLERANCES ARE:
DECIMALS ANGLES
.XX: ±.01 2°
.XXX: ±.005
.XXXX: ±.0020

PROPRIETARY NOTE

THIS DOCUMENT CONTAINS INFORMATION CONFIDENTIAL AND PROPRIETARY TO SAMTEC, INC. AND SHALL NOT BE REPRODUCED OR TRANSFERRED TO OTHER DOCUMENTS OR DISCLOSED TO OTHERS OR USED FOR ANY PURPOSE OTHER THAN THAT WHICH IT WAS OBTAINED WITHOUT THE EXPRESSED WRITTEN CONSENT OF SAMTEC, INC.

SAMTEC

520 PARK EAST BLVD, NEW ALBANY, IN 47150
* PHONE: 812.944.6733 FAX: 812.948.5047
e-Mail: INFO@SAMTEC.COM CODE: 55322

MATERIAL: DO NOT SCALE DRAWING
INSULATOR: VECTRA E130I
COLOR: BLACK

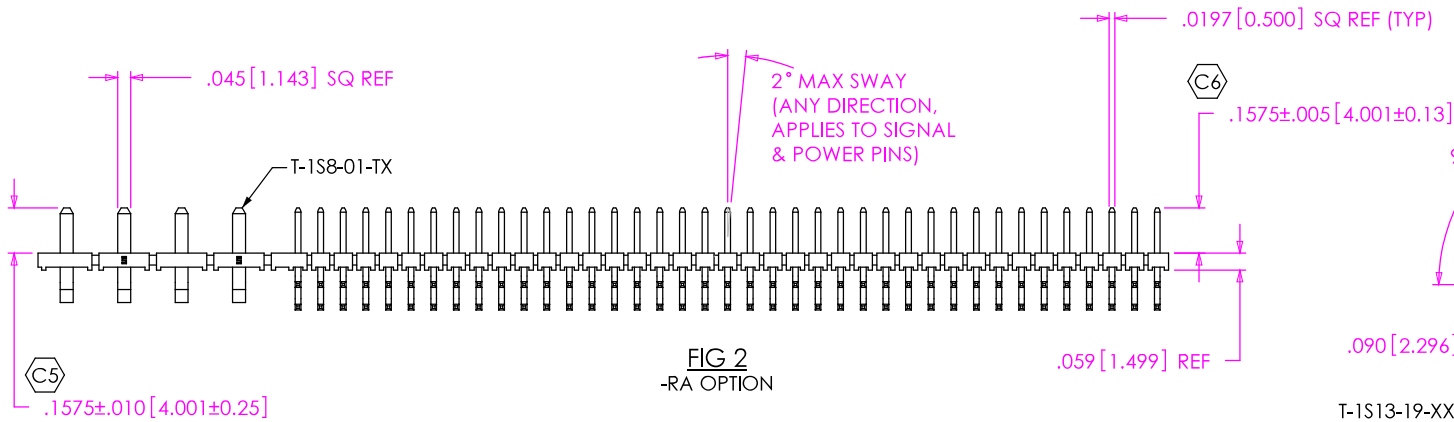
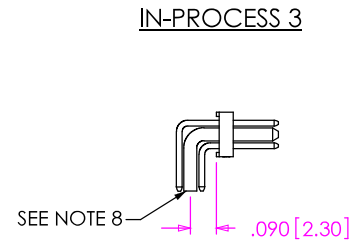
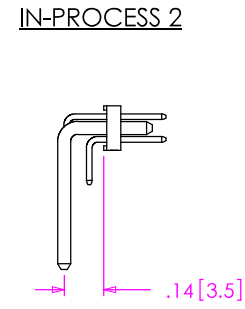
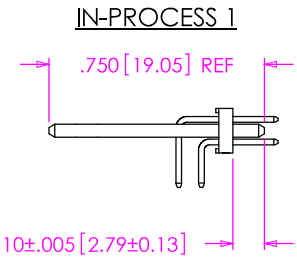
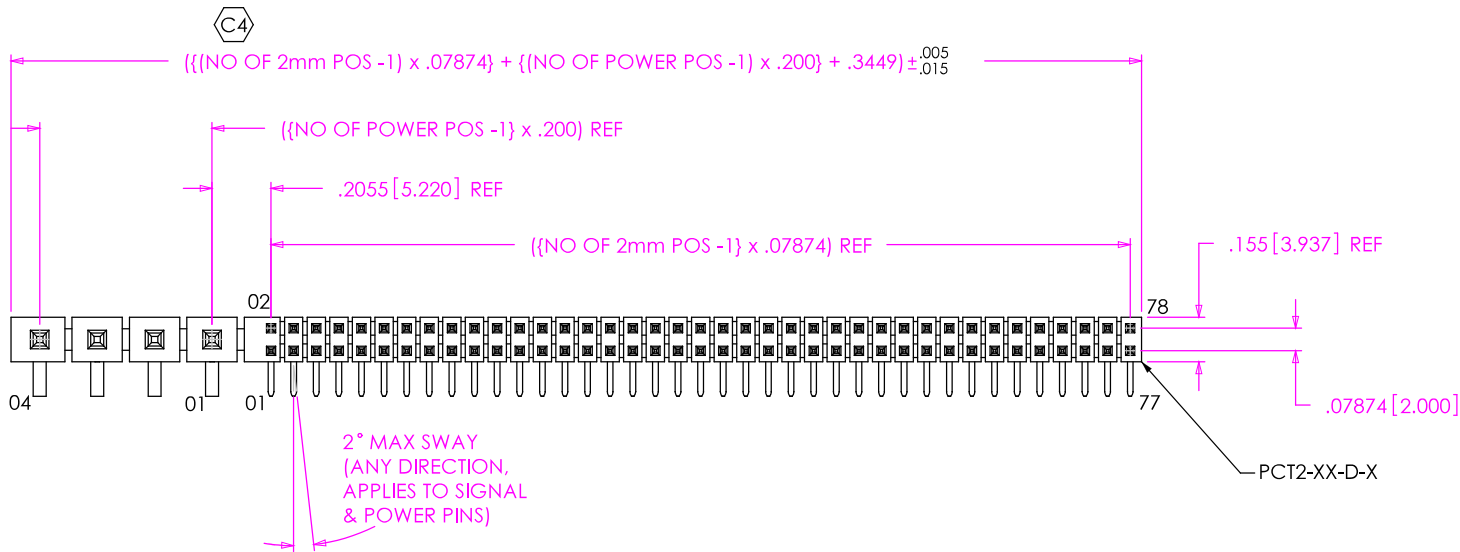
SHEET SCALE: 1.5:1

TERMINAL(S): 510 PHOS BRONZE

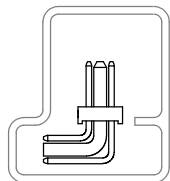
DESCRIPTION:
2MM TERMINAL/POWER COMBO -RA ASM

DWG. NO.
PCT2-1XX-XX-XX-X-XX-XX

BY: T.WERNE 11/01/00 SHEET 1 OF 2

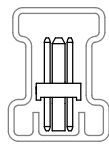


PACKAGING VIEW -RA OPTION



USE PT-1-24-01-45 & TP-07

PACKAGING VIEW NO OPTION (T/H)



USE PT-1-24-02-17 & TP-09



PROPRIETARY NOTE

THIS DOCUMENT CONTAINS INFORMATION CONFIDENTIAL AND PROPRIETARY TO SAMTEC, INC. AND SHALL NOT BE REPRODUCED OR TRANSFERRED TO OTHER DOCUMENTS OR DISCLOSED TO OTHERS OR USED FOR ANY PURPOSE OTHER THAN THAT WHICH IT WAS OBTAINED WITHOUT THE EXPRESSED WRITTEN CONSENT OF SAMTEC, INC.

DO NOT SCALE DRAWING

SHEET SCALE: 1.5:1

SAMTEC

520 PARK EAST BLVD, NEW ALBANY, IN 47150
 * PHONE: 812.944.6733 FAX: 812.948.5047
 e-Mail: INFO@SAMTEC.COM CODE: 55322

DESCRIPTION: 2MM TERMINAL/POWER COMBO -RA ASM

DWG. NO. PCT2-1XX-XX-XX-X-XX-XX

BY: T.WERNE 11/01/00 SHEET 2 OF 2