
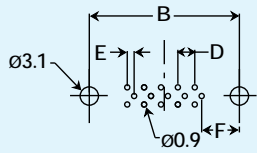


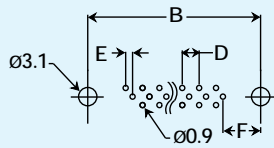
# Filtered, High Density, P.C. Pins



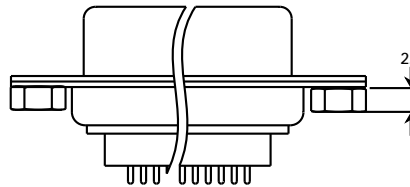
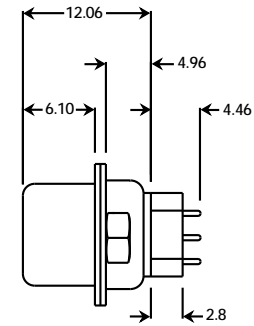
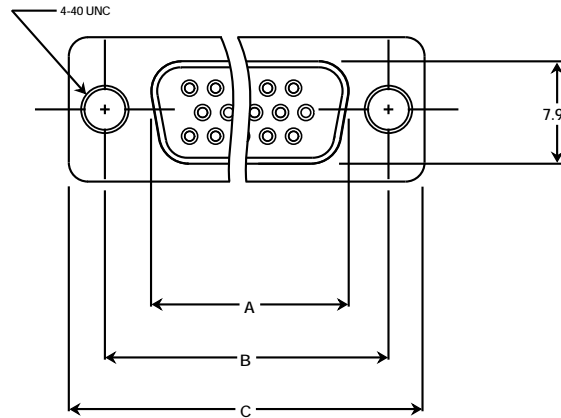
PDF-26RHS-H  
(shown)




P.C.B. LAYOUT  
TOP VIEW  
15 POSITIONS



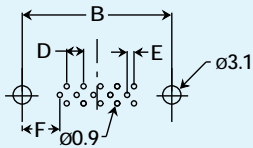
P.C.B. LAYOUT  
TOP VIEW  
26,44,62 POSITIONS



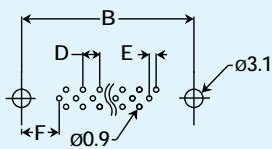
	NUMBER OF PINS			
	15	26	44	62
A	16.30	24.66	38.38	54.70
B	24.99	33.10	47.04	63.50
C	30.80	39.14	53.10	69.50
D	2.29	2.29	2.29	2.41
E	1.145	1.145	1.145	1.205
F	7.04	6.88	6.88	6.99



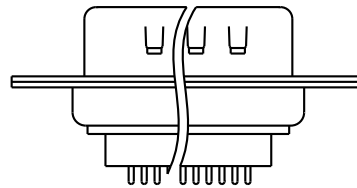
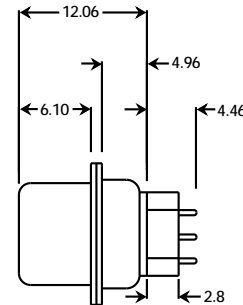
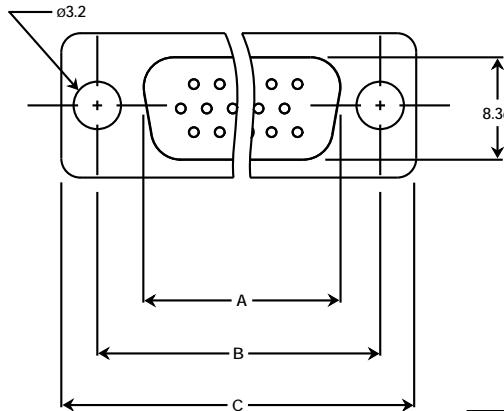
PDF-26SHS-H  
(shown)



P.C.B. LAYOUT  
TOP VIEW  
15 POSITIONS



P.C.B. LAYOUT  
TOP VIEW  
26,44,62 POSITIONS



	NUMBER OF PINS			
	15	26	44	62
A	16.30	24.66	38.38	54.70
B	24.99	33.10	47.04	63.50
C	30.80	39.14	53.10	69.50
D	2.29	2.29	2.29	2.41
E	1.145	1.145	1.145	1.205
F	7.04	6.88	6.88	6.99

Specifications subject to change without notice. Dimensions in mm.  
See pages 43 and 44 for Attenuation Curves.

