
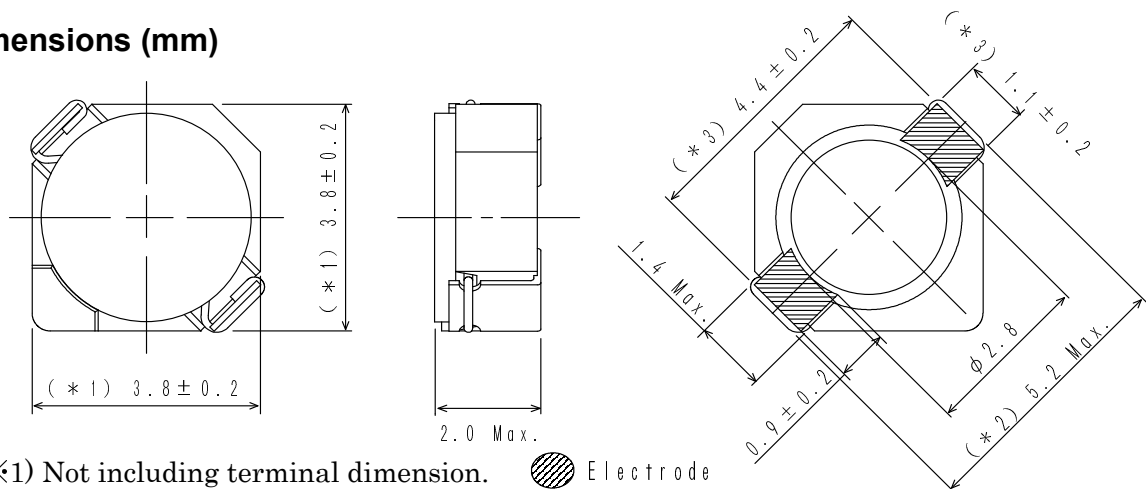
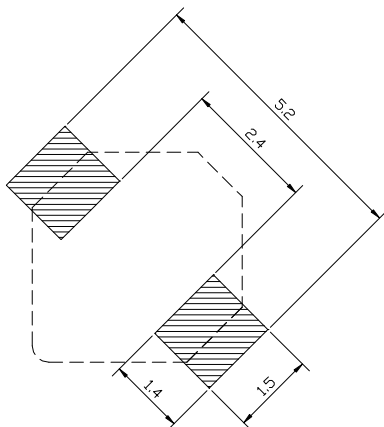


**Type: CDRH3D18**
**◆ Product Description**

- 4.0×4.0mm Max.(L×W),2.0mm Max. Height.
- Inductance range: 1.0~47μH.
- Rated current range: 0.35~2.40A.
- In addition to the standards versions shown here, custom inductors are also available to meet your exact requirements.


**◆ Feature**

- Magnetically shielded construction.
- Storage temperature range: -40°C ~+105°C.
- Operating temperature range: -40°C ~+105°C (Including coil's self temperature rise).
- Ideally used in Mobilephone,PDA,MP3,DSC/DVC,etc as DC-DC converter inductors.
- Product weight: 0.09g (Ref.).
- RoHS compliance and Halogen Free.

**◆ Dimensions (mm)**

**◆ Land Pattern (mm)**


**Type: CDRH3D18**
**◆ Specification**

Part Name ※	Stamp	Inductance ( $\mu$ H) 100kHz/1V	D.C.R. (m $\Omega$ ) Max.(Typ.) (at 20°C)	Saturation Current (A) ※1		Temperature Rise Current (A) ※2
				at 20°C	at 100°C	
CDRH3D18NP-1R0N□	A	1.0 $\pm$ 30%	50(40)	2.80	2.00	2.40
CDRH3D18NP-2R2N□	B	2.2 $\pm$ 30%	63(50)	1.80	1.30	2.00
CDRH3D18NP-3R0N□	C	3.0 $\pm$ 30%	69(55)	1.60	1.20	1.80
CDRH3D18NP-4R7N□	D	4.7 $\pm$ 30%	107.5(86)	1.35	0.95	1.35
CDRH3D18NP-6R8N□	E	6.8 $\pm$ 30%	150(120)	1.10	0.80	1.10
CDRH3D18NP-100N□	F	10.0 $\pm$ 30%	205(164)	0.90	0.65	0.90
CDRH3D18NP-120N□	G	12.0 $\pm$ 30%	275(220)	0.80	0.60	0.80
CDRH3D18NP-150N□	H	15.0 $\pm$ 30%	302(241)	0.75	0.55	0.75
CDRH3D18NP-220N□	I	22.0 $\pm$ 30%	424(339)	0.60	0.45	0.60
CDRH3D18NP-330N□	J	33.0 $\pm$ 30%	640(512)	0.50	0.35	0.45
CDRH3D18NP-470N□	K	47.0 $\pm$ 30%	964(771)	0.40	0.30	0.35

**※ Description of part name**

CDRH3D18NP-1R0N□

- B Box
- C Carrier Tape

※1. Saturation current: The DC current at which the inductance decreases to 65% of it's nominal value.

※2. Temperature rise current: The DC current at which the temperature rise is  $\Delta t=40^{\circ}\text{C}$ . ( $T_a=20^{\circ}\text{C}$ )