


(2,54mm) .100"

SSW SERIES



# SMT .025" SQ POST SOCKET

## SPECIFICATIONS

For complete specifications and recommended PCB layouts see [www.samtec.com?SSW](http://www.samtec.com?SSW)

**Insulator Material:** Black LCP



**Contact Material:** Phosphor Bronze



**Plating:** Au or Sn over 50µ" (1,27µm) Ni

**Operating Temp Range:** -55°C to +125°C with Gold  
-55°C to +105°C with Tin

**Contact Resistance:** 10 mΩ max

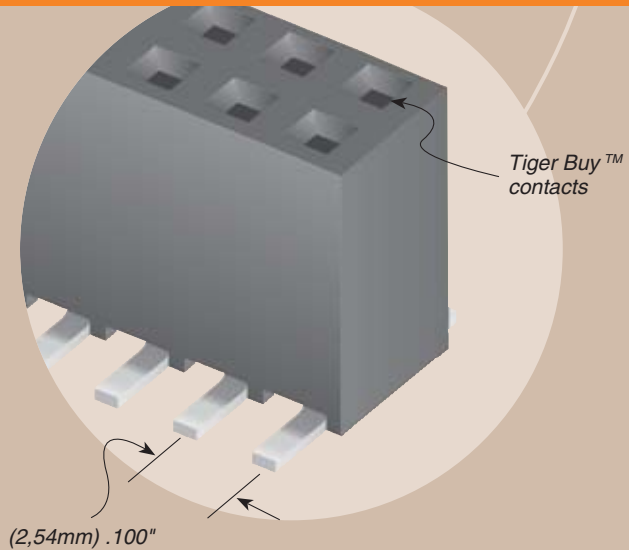
**Insertion Depth:** (3,68mm) .145" to (6,35mm) .250"

**Insertion Force:** (Single contact only) 3oz (0,83N) avg.

**Withdrawal Force:** (Single contact only) 2.6oz (0,72N) avg.

**Max Cycles:** 100 with 10µ" (0,25µm) Au  
**RoHS Compliant:** Yes

**Mates With:** TSW, MTSW, MTLW, EW, ZW, TSS, HTSS, ZSS, TSM, TSSH, DW, HW



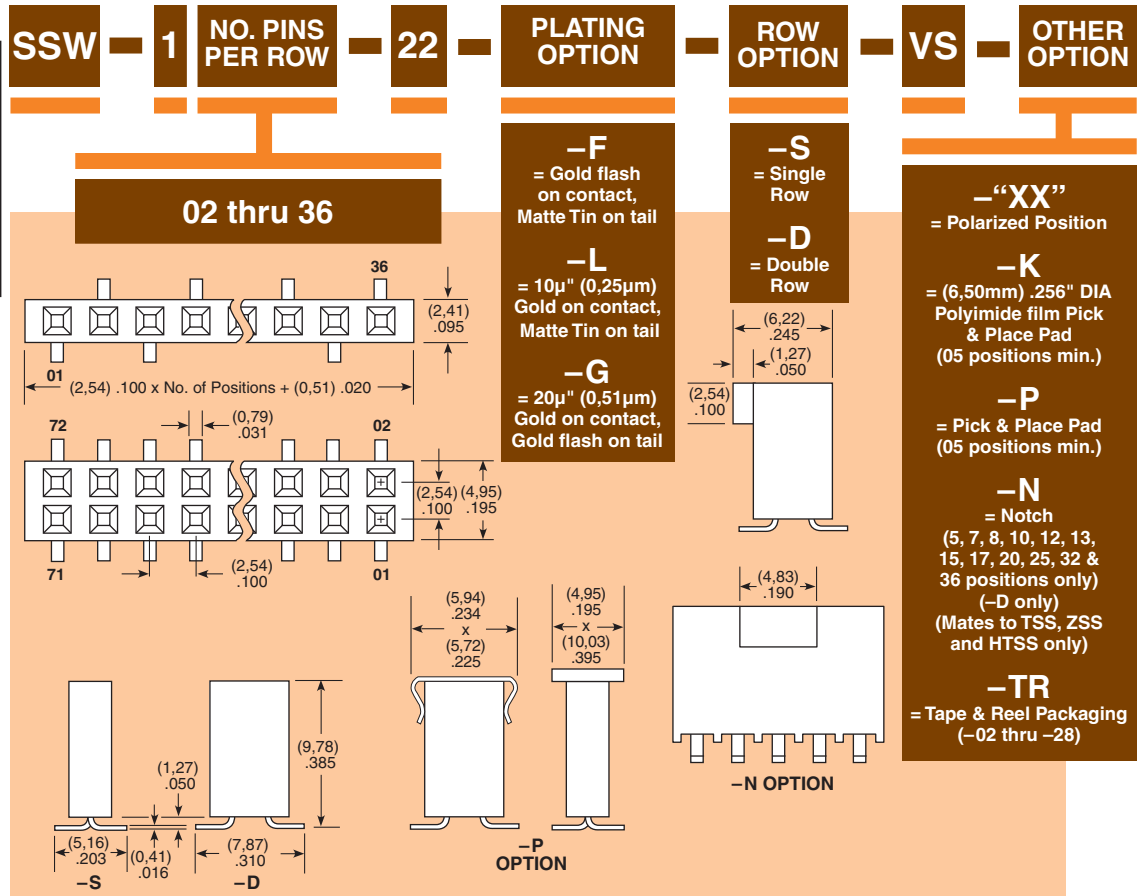
CURRENT RATING	
AMBIENT TEMP	SSW mated with TSW
20°C	6.9A
40°C	6.1A
60°C	5.3A
95°C	3.5A

6 POSITIONS (2x3) POWERED

**Processing:** Lead-Free Solderable: Yes  
**SMT Lead Coplanarity:** (0,10mm) .004" max

**Note:** Other Gold plating options available. Contact Samtec.

**Note:** Some lengths, styles and options are non-standard, non-returnable.



Due to technical progress, all designs, specifications and components are subject to change without notice.

[WWW.SAMTEC.COM](http://WWW.SAMTEC.COM)