

SSQ-115-04-S-T



SOCKET STRIP SSW & SSQ SERIES

SPECIFICATIONS

For complete specifications see www.samtec.com?SSW or www.samtec.com?SSQ

Insulator Material:

Black Liquid Crystal Polymer (-S & -D) or Black High Temperature Thermoplastic (-T)

Contact Material:

Phosphor Bronze

Plating:

Au or Sn over 50µ" (1.27µm) Ni

Operating Temp Range:

-55°C to +125°C with Gold

-55°C to +105°C with Tin

Contact Resistance:

10 mΩ max

Insertion Depth:

(3,68mm) .145" to (6,35mm) .250"

Insertion Force:

(Single contact only)

(-S plating)

Standard= 6oz (1,67N) avg (0,64mm) .025" SQ pin);

SSW Low Insertion Force= 3oz (0,83N) avg

SSQ Low Insertion Force= 3,3oz (0,92N) avg

Normal Force:

Standard= 125grams (4,4N)

Withdrawal Force:

(Single contact only)

(-S plating)

Standard= 5oz (1,39N) avg (0,64mm) .025" SQ pin);

SSW Low Insertion Force= 2,6oz (0,72N) avg

SSQ Low Insertion Force= 2,9oz (0,81N) avg

Max Cycles:

100 with 10µ" (0,25µm) Au

Voltage Rating:

550 VAC mated with TSW

RoHS Compliant:

Yes

CURRENT RATING	
AMBIENT TEMPERATURE	SSW mated with TSW
20°C	5.5A
40°C	5A
60°C	4A
80°C	3A

Processing:

Lead-Free Solderable:

Yes

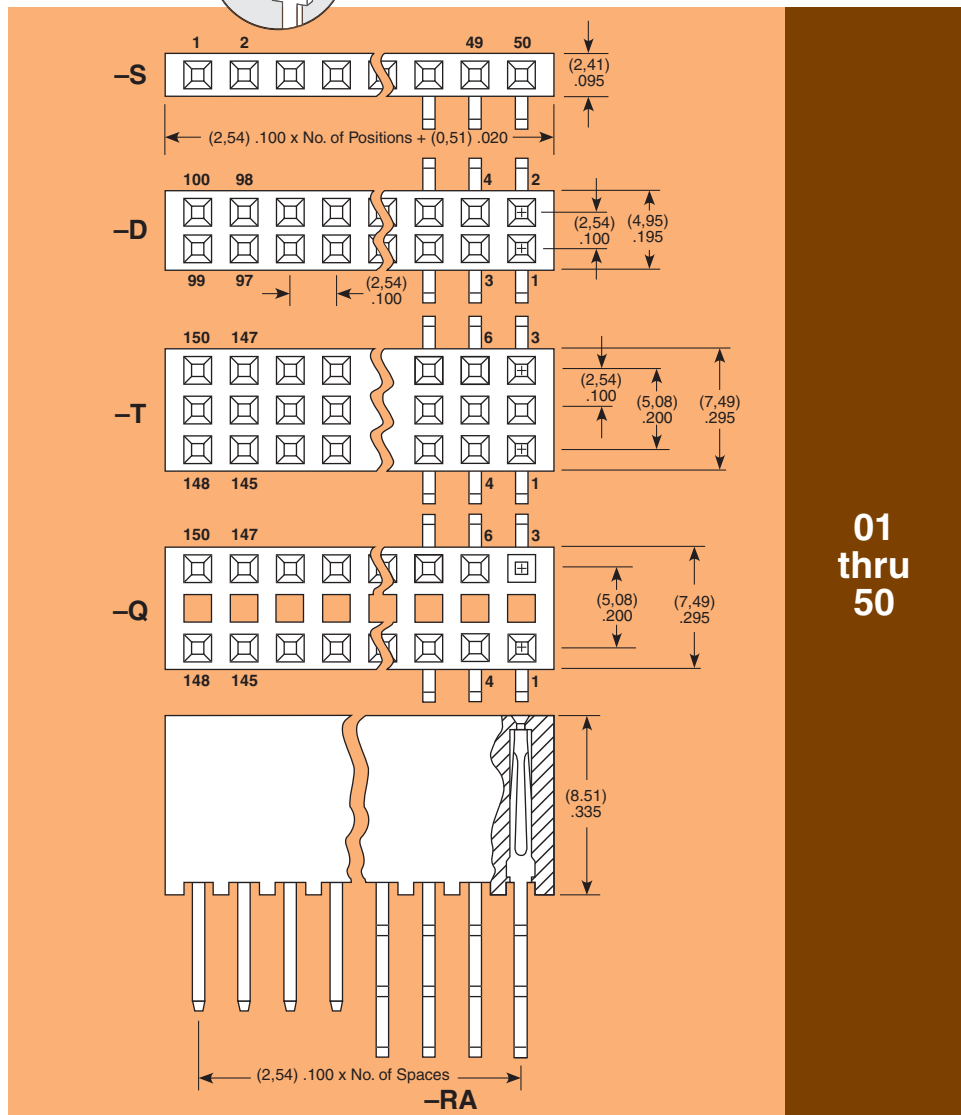
Note:

Some lengths, styles and options are non-standard, non-returnable.


Mates With:
TSW, MTSW, MTLW,
LCW, EW, ZW, TSS,
ZSS, TSM, TSSH



TYPE STRIP	PIN CENTERS	NO. PINS PER ROW
SSW = Solder Tail	-1 = (2,54mm) .100" Centers	
SSQ = Square Tail		



Due to technical progress, all designs, specifications and components are subject to change without notice.



LEAD STYLE

PLATING OPTION

ROW OPTION

TAIL OPTION

OTHER OPTION

-F

= Gold flash on contact,
Matte Tin on tail

-G

= 20 μ " (0,51 μ m) Gold on contact,
Gold flash on tail

-T

= Matte Tin
(-T N/A on LIF contacts)

-S

= 30 μ " (0,76 μ m) Gold on contact,
Matte Tin on tail

-S

= Single Row

-P

= Single Row
(Notched to mate with LCW)
36 pins max

-D

= Double Row

-T

= Triple Row

-Q

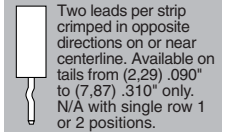
= Double Row
.200" (5,08mm) row space
(Outer rows filled only)

-RA

= Right Angle
(Leave blank
for straight pin
version)

-LL

= Locking Lead



-“XXX”

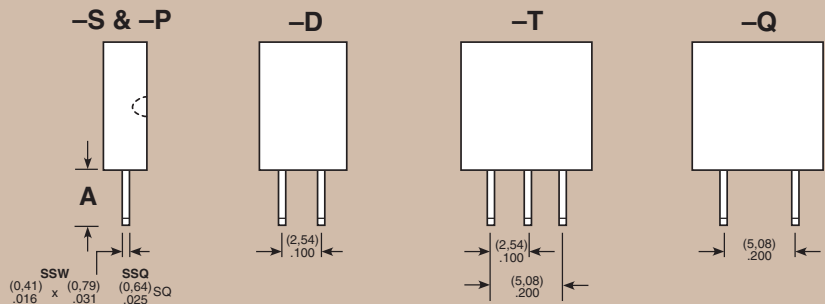
= Polarized
(Specify “XXX” as
position number)

Straight Pin Versions (Specify “LEAD STYLE” from chart)

LEAD STYLE		SINGLE DOUBLE OR TRIPLE A
Standard Insertion Force	Low Insertion Force*	
-01	-21	(2,64) .104
-02	-22	(4,93) .194
-03	-23	(10,00) .394
-04	-24	(14,83) .584
-06**	N/A	(3,00) .118

* LIF N/A with Tin Plating

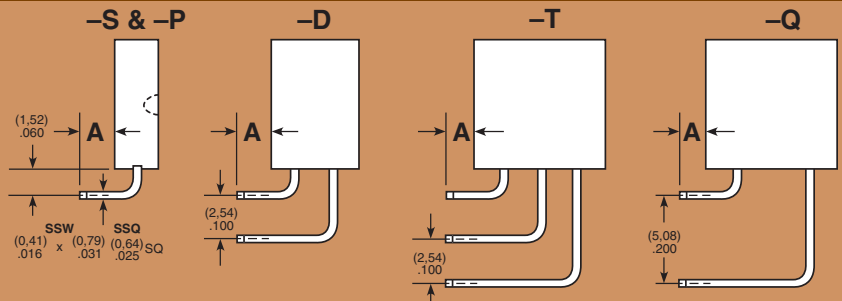
**Style -06 N/A with SSQ



Right Angle Versions (Specify “LEAD STYLE” from chart)

LEAD STYLE		SINGLE	DOUBLE	TRIPLE
Standard Insertion Force	Low Insertion Force*	(-S & -P) A	(-D) A	(-T & -Q) A
-02	-22	(2,54) .100	(2,54) .100	(2,54) .100
-03	-23	(7,62) .300	(7,62) .300	N/A
-04	-24	(12,45) .490	N/A	N/A

*LIF N/A with Tin Plating



Due to technical progress, all designs, specifications and components are subject to change without notice.

WWW.SAMTEC.COM

SAMTEC USA • Tel: 1-800-SAMTEC-9 or 812-944-6733 • Fax: 812-948-5047
 SAMTEC GERMANY • Tel: +49 (0) 89 / 89460-0 • Fax: +49 (0) 89 / 89460-299
 SAMTEC NORDIC/BALTIC • Tel: +46-84477280 • Fax: +46-87420413
 SAMTEC ASIA PACIFIC • Tel: 65 6745-5955 • Fax: 65 6841-1502
 SAMTEC HONG KONG • Tel: 852-26904858 • Fax: 852-26904842
 SAMTEC SILICON VALLEY • Tel: 408-395-5900 • Fax: 408-395-1520
 SAMTEC FRANCE • Tel: 01 60 95 06 60 • Fax: 01 60 95 06 61
 SAMTEC ISRAEL • Tel: 972-3-7526600 • Fax: 972-3-7526690
 SAMTEC CHINA • Tel: 86-21-61103766 • Fax: 86-21-5423 4575
 SAMTEC SOUTH AFRICA • Tel: 27 11 454 4317 • Fax: 27 86 671 4482
 SAMTEC UK • Tel: 01236 739292 • Fax: 01236 727113
 SAMTEC ITALY • Tel: 39 039 6890337 • Fax: 39 039 6890315
 SAMTEC INDIA • Tel: +91-80-3272 1612 • Fax: +91-80-4152 8187
 SAMTEC TAIWAN • Tel: 886-2-2735-6109 • Fax: 886-2-2735-5036
 SAMTEC ANZ • Tel: 613 9512 7747 • Fax: 613 9512 7745