



EVERLIGHT ELECTRONICS CO.,LTD.

DATA SHEET

PART NO. : 3294-15UBGC/S400-A6

DATE : 2004/10/20

DEPARTMENT : CHR&D1

REVISION : 1

RECEIVED			
<input checked="" type="checkbox"/> MASS PRODUCTION			
<input type="checkbox"/> PRELIMINARY			
<input type="checkbox"/> CUSTOMER DESIGN			
DEVICE NUMBER :		CDLE- ³²⁹⁻⁰¹⁹ 039-147	
PAGE :		6	
CUSTOMER	DESIGNER	CHECKER	APPROVER

REV.	DESCRIPTION	RELEASE DATE

OFFICE: 7C BUILDING, LIAN HUA PORT INDUSTRIAL DISTRICT, LIAN HUA SHAN
 BONDED PRICESSING ZONE PAN YU, GUANG ZHU, CHINA
 TEL. : (020)84860913,84860914
 FAX : (020)84860600
[http : //www.everlight.com](http://www.everlight.com)




Technical Data Sheet

3.0mm Round Type LED Lamps

3294-15UBGC/S400-A6

■ Features :

- Choice of various viewing angles
- Available on tape and reel.
- Reliable and robust
- Pb free



■ Descriptions :

- The series is specially designed for applications requiring higher brightness
- The led lamps are available with different colors, intensities.

■ Applications :

- TV set
- Monitor
- Telephone
- Computer

PART NO.	Material	Emitted Color	Lens Color
3294-15UBGC/S400-A6	InGaN/SiC	Super Blue	Water Clear

EVERLIGHT ELECTRONICS CO.,LTD.

<http://www.everlight.com>

Rev.: 1

Page: 1 of 6

Device Number: CDLE-329-019

Prepared date: 2004/10/18

Prepared by:

Lan Feng

CG0410067,R0402841

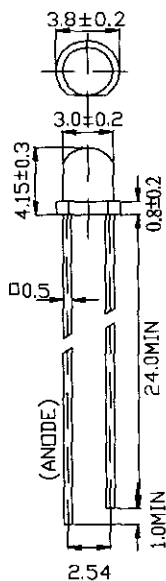


Technical Data Sheet

3.0mm Round Type LED Lamps

3294-15UBGC/S400-A6

Package Dimensions



Notes: 1. All dimensions are in millimetres

2. The height of flange must be less than 1.5mm(0.059").

3. Without special declared, the tolerance is ± 0.25 mm.

Absolute Maximum Ratings at $T_a = 25^\circ\text{C}$

Parameter	Symbol	Rating	Unit
Forward Current	I_F	25	mA
Operating Temperature	T_{opr}	-40 to +85	$^\circ\text{C}$
Storage Temperature	T_{stg}	-40 to +100	$^\circ\text{C}$
Electrostatic Discharge	ESD	1000	V
Soldering Temperature	T_{sol}	260 ± 5	$^\circ\text{C}$
Power Dissipation	P_d	120	mW
Peak Forward Current	$I_F(\text{Peak})$	100	mA
Reverse Voltage	V_R	5	V

Note: *1:IFP Conditions --Pulse Width $\leq 1\text{msec}$ and Duty $\leq 1/10$.

*2:Soldering time ≤ 5 seconds.



Technical Data Sheet
3.0mm Round Type LED Lamps

3294-15UBGC/S400-A6

Electro-Optical Characteristics (Ta=25°C)

Parameter	Symbol	Condition	Min.	Typ.	Max.	Unit
Forward Voltage	V _F	I _F = 20 mA	/	3.5	4.3	V
Reverse Current	I _R	V _R = 5 V	/	/	50	μA
Luminous Intensity	I _v	I _F = 20 mA	400	800	/	mcd
Viewing Angle	2θ 1/2	I _F = 20 mA	/	90	/	deg
Peak Wavelength	λ _p	I _F = 20 mA	/	502	/	nm
Dominant Wavelength	λ _d	I _F = 20 mA	/	505	/	nm
Spectral Radiation Bandwidth	Δλ	I _F = 20 mA	/	30	/	nm



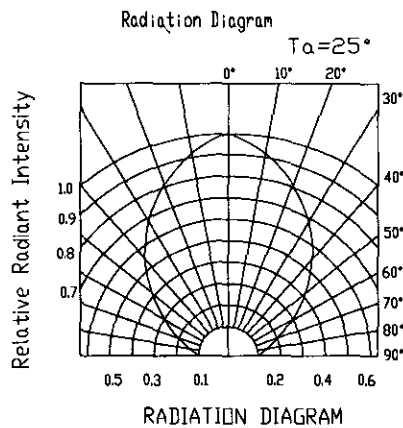
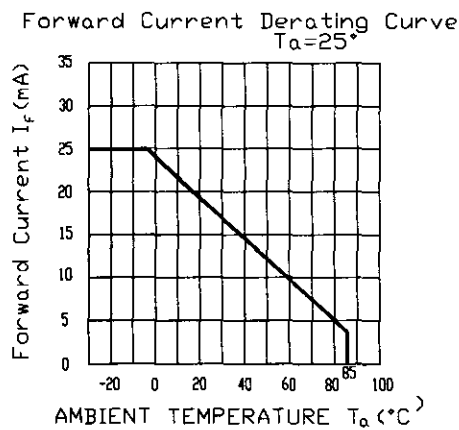
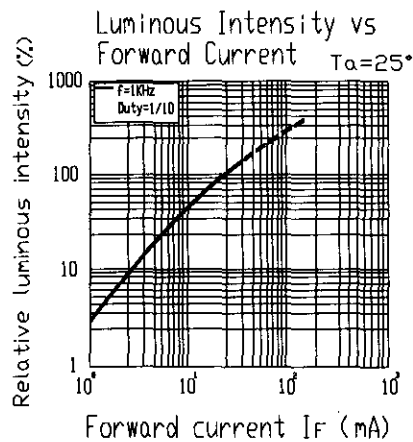
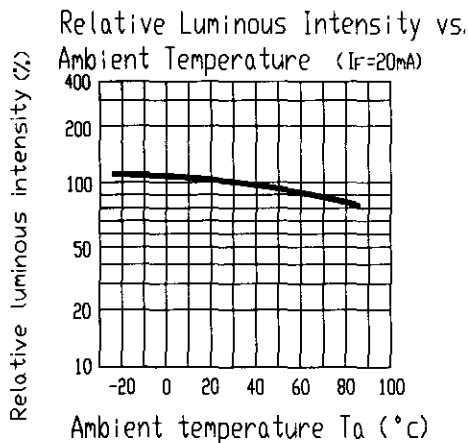
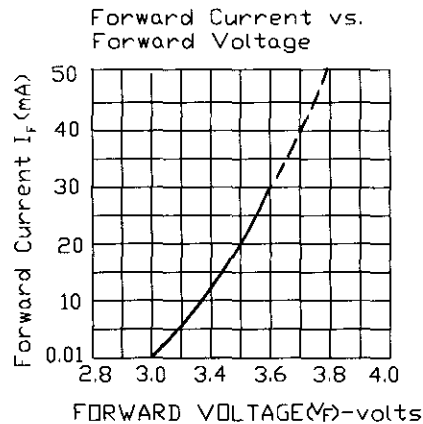
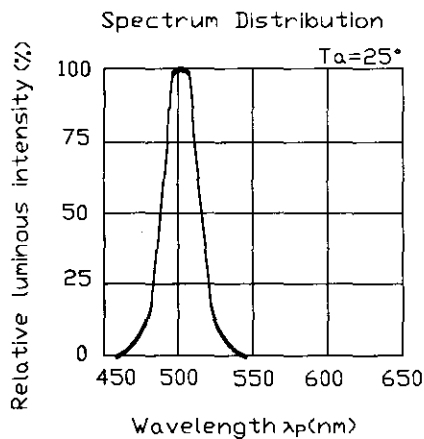
Technical Data Sheet

3.0mm Round Type LED Lamps

3294-15UBGC/S400-A6

Typical Electro-Optical Characteristic Curves:

(UBG)





Technical Data Sheet
3.0mm Round Type LED Lamps

3294-15UBGC/S400-A6

■ Reliability test items and conditions:

NO	Item	Test Conditions	Test Hours/Cycle	Sample size	Ac/Re
1	Solder Heat	TEMP : 260°C ± 5 °C	10 SEC	76 PCS	0/1
2	Temperature Cycle	H : +100°C 15min § 5 min L : -40°C 15min	300 CYCLES	76 PCS	0/1
3	Thermal Shock	H : +100°C 5min § 10 sec L : -10°C 5min	300 CYCLES	76 PCS	0/1
4	High Temperature Storage	TEMP : 100°C	1000 HRS	76 PCS	0/1
5	Low Temperature Storage	TEMP : -40°C	1000 HRS	76 PCS	0/1
6	DC Operating Life	TEMP : 25°C IF = 20mA	1000 HRS	76 PCS	0/1
7	High Temperature / High Humidity	85°C / 85% RH	1000 HRS	76 PCS	0/1



Technical Data Sheet


3.0mm Round Type LED Lamps

3294-15UBGC/S400-A6

Packing Quantity Specification

- 1.1000PCS/1000Bags/1Box
- 2.10Boxes/10000Bags

Label Form Specification



- CPN: Customer's Production Number
- P/N : Production Number
- QTY: Packing Quantity
- CAT: Ranks
- HUE: Peak Wavelength
- REF: Reference
- LOT No: Lot Number
- MADE IN TAIWAN: Production Place

Notes

1. Above specification may be changed without notice. EVERLIGHT will reserve authority on material change to above specification.
2. When using this product, please observe the absolute maximum ratings and the instructions for using of the above specification sheets. EVERLIGHT assumes no responsibility for any damage or failure from use of the product which does not comply with the absolute maximum ratings and the instructions included in these specification sheets.
3. These specification sheets include materials protected under copyright of EVERLIGHT corporation. Please do not copy or cause anyone to reproduce them without EVERLIGHT' s consent.

EVERLIGHT ELECTRONICS CO., LTD. Tel: 886-2-2267-2000, 2267-9936
 Office: No. 3, Chung Yang Rd, Fax: 886-2267-6244, 2267-6189, 2267-6306
 Tucheng, Taichung, Taiwan, R.O.C http://www.everlight.com