

KEY FEATURES

- Fully Isolated Plastic Case with IP65/67 Level
- Suitable for Dry / Damp / Wet / Locations
- Universal Input: 100-277 VAC
- Built-in Active PFC Function
- High Efficiency up to 90%
- Free Air Convection
- High Reliability
- With Constant Current & Constant Voltage
- Output Voltage and Constant Current Level can Be Adjusted Through Internal Potential Meter
- LED Power Application
- 3-Years Product Warranty


IP65/67 CE
ELECTRICAL SPECIFICATIONS

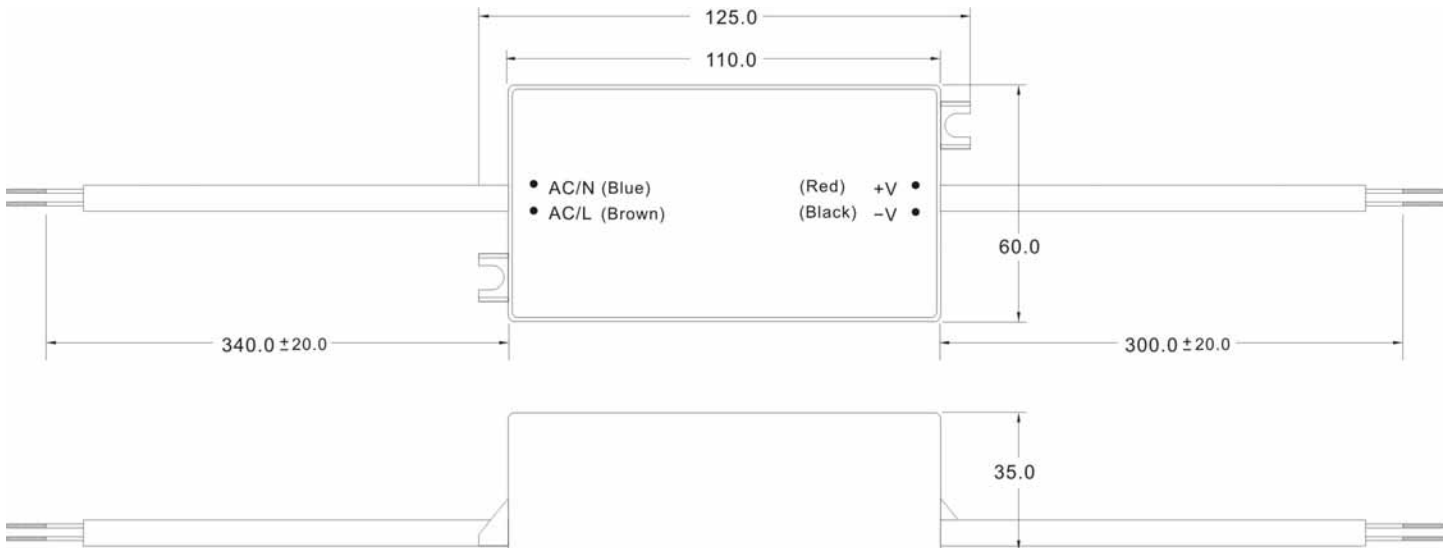
All specifications valid at normal input voltage, full load and +25°C after warm-up time unless otherwise stated.

Model No.	PSF75-24S	PSF75-36S	PSF75-54S	
Max output wattage (W)	75.6W			
Input	Voltage (Note2)	90-295 VAC		
	Frequency (Hz)	50 / 60 Hz		
	Power factor	PF>0.9 at Full load (115 VAC / 230 VAC)		
	Current (Full load)	1.1A max. (115 VAC) / 0.55A max. (230 VAC)		
	Inrush current	60 A max. (Cold Start at 230 VAC)		
	Leakage Current	< 0.7 mA max at 240 VAC		
Output	Voltage (V.DC.)	24V	36V	54V
	Constant Current Operation Voltage (max) (CC Mode) (Note3)	18~ 24 VDC	27~36 VDC	38~54 VDC
	Voltage Tolerance	±10%		
	Preset Current (mA) (CC Mode)	3150	2100	1400
	Current Adjustment Range (mA) (CC Mode)	2360~3150	1580~2100	1050~1400
	Minimum Load (mA)	2360	1580	1050
	Line Regulation (100-270VAC) (typ.)	±4%		
	Load Regulation (Min-Max) (typ.)	±5%		
	Ripple & Noise (max)	2.7Vp-p	3.6Vp-p	5Vp-p
	Efficiency (at 230VAC.) (typ)	88%	90%	90%
Protection	Over current protection	Auto recovery		
	Over voltage protection	Zener diode clamp		
	Short circuit protection	Auto recovery		
Isolation	Input-Output (V.AC)	3750V		
	Input-FG (V.AC)	1880V		
	Output-FG (V.AC)	500V		
Environment	Operating temperature	-30°C...+70°C (with derating)		
	Storage temperature	-40°C...+85°C		
	Temperature coefficient	0.02%/°C		
	Humidity	95% RH		
	MTBF	>530,000 h @ 25°C (MIL-HDBK-217F)		
Physical	Dimension (L x W x H)	4.92 x 2.36 x 1.38 Inches (125.0 x 60.0 x 35.0 mm) Tolerance ±0.5 mm		
	Weight	g		
	Cooling method	Free air convection		
Safety	Agency Approvals	UL8750 · IEC / EN 61347-2-13 · IEC / EN 61347-1 (Pending)		
EMC	EMI (Conducted & Radiated Emission)	EN 55015 (Pending)		
	EMS (Noise Immunity)	EN 61547 (Pending)		
	Harmonic Current	EN 61000-3-2(at Full Load) · EN 61000-3-3 (Pending)		
	Surge	2KV L-L, 4KV L-E		

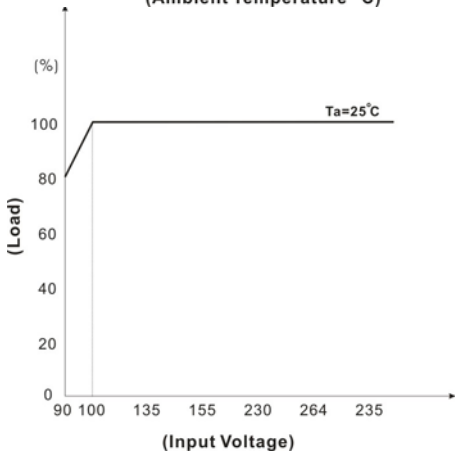
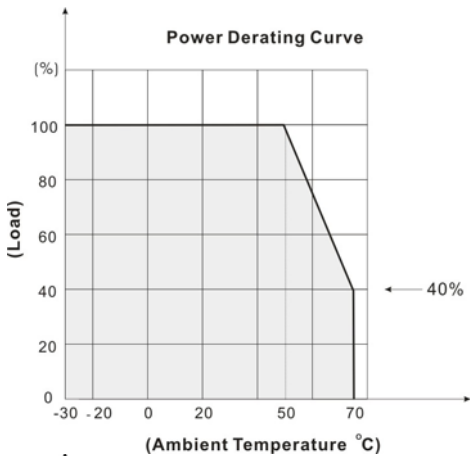
Note:

1. Ripple & Noise are measured at 20MHz of bandwidth with 0.1uF & 47uF parallel capacitor.
2. Please check the derating curve for more details.
3. Input Voltage=115 or 230 VAC. This is the suitable operation region for LED related application.but please reconfirm special electrical requirements for some specific ststem design.

MECHANICAL DIMENSION (Top View)



DERATING



BLOCK DIAGRAM

