

## 20 Amp Subminiature PCB Power Relay

## PC420



### FEATURES

- 20 A at 125 VAC and 10 amp at 250 VAC contact rating
- 1 \HP at 125 VAC and 250 VAC
- TV8 rated at 125 VAC
- Class "B" insulation standard
- Class "F" insulation available
- Very economically priced
- Sealed, immersion cleanable



E93379

### UL/CUR RATINGS

Contact	Normally Open Contact	Normally Closed Contact
<b>Inductive Load</b>	1 HP at 125 & 250 VAC	1/2 HP at 125 & 250 VAC
<b>Resistive Load</b>	20A @ 125VAC 100K Cycles	20A @ 125VAC 30K Cycles
<b>Tungsten Load</b>	TV-8	NA
<b>General Purpose</b>	20 A/125 VAC, 10 A/250 VAC, 6 A/277 VAC All Contacts	

### CONTACT DATA

<b>Material</b>		AgCdO (Silver Cadmium Oxide)
<b>Initial Contact Resistance</b>		100 milliohms max @ 0.1A, 6VDC
<b>Service Life</b>	<b>Mechanical</b>	1 X 10 <sup>7</sup> Operations
	<b>Electrical</b>	1 X 10 <sup>5</sup> Operations

### CHARACTERISTICS

<b>Operate Time</b>	15 ms. Max.
<b>Release Time</b>	5 ms. Max.
<b>Insulation Resistance</b>	1,000 megohms min, at 500VDC, 50%RH
<b>Dielectric Strength</b>	4000 Vrms, 1 min. between coil and contacts 1000 Vrms, 1 min. between open contacts
<b>Shock Resistance</b>	10 g, 11ms, functional; 100 g, destructive
<b>Vibration Resistance</b>	DA 1.5 mm, 10 - 55 Hz
<b>Power Consumption</b>	.36 W
<b>Ambient Temperature Range</b>	-40 to 85 C operating for class B, -40 to 130 C storage
<b>Weight</b>	13 grams approx.

### ORDERING INFORMATION

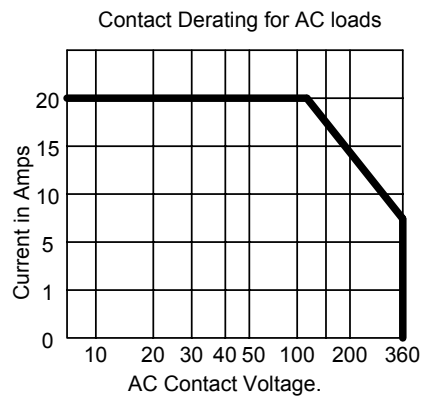
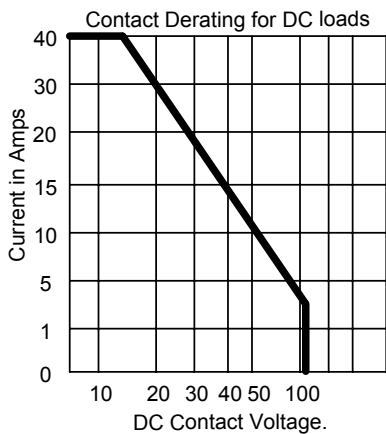
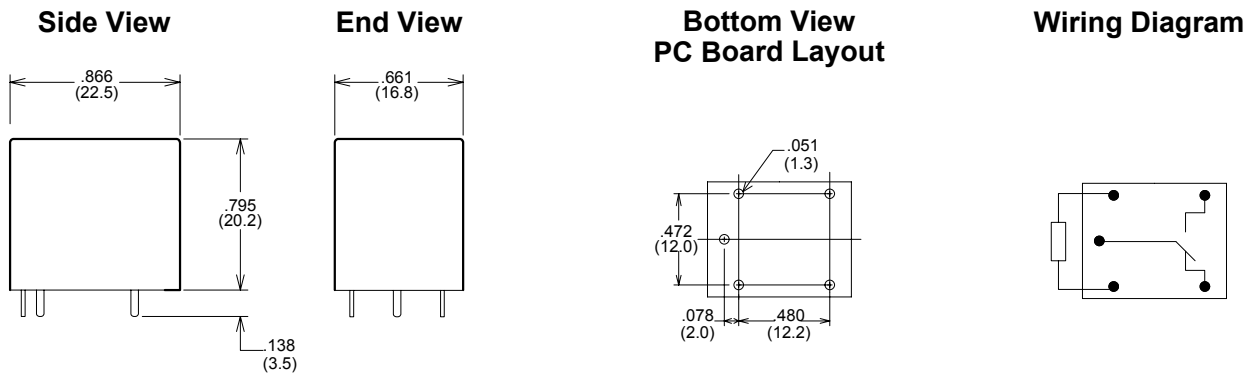
Example:	PC420	-1A	-12	S	F	G
Model						
Contact Form	1A, 1B, 1C					
Coil Voltage						
Enclosure	S: Sealed; C: Dust Cover					
Insulation System	Nil: Class B, F: Class F					
Contact Material	Nil: AgCdO, T: AgSnO, G: AgCdO + Gold Plate					

**COIL DATA**

Coil Voltage	Resistance ohms $\pm$ 10%	Must Operate Voltage Max. (VDC)	Must Release Voltage Min. (VDC)	Continuous Voltage Max. (VDC)
3	25	2.1	0.3	3.9
5	70	3.5	0.5	6.5
6	100	4.2	0.6	7.8
9	225	6.3	0.9	11.7
12	400	8.4	1.2	15.6
24	1600	16.8	2.4	31.2
48	6400	33.6	4.8	62.4

Note: Custom coil voltages within the ranges shown are available on special order.

**Dimensions in Inches (millimeters)**



Notes:  
 Contact Form C shown  
 On Contact Forms A & B Unused Pins are Omitted  
 Tolerances  $\pm$  .010 unless otherwise noted



3220 Commander Drive, Suite 102, Carrollton, Texas 75006

Sales: Call Toll Free (888) 997-3933 Fax (818) 342-5296 email: pickerwest@sbcglobal.net URL: pickercomponents.com