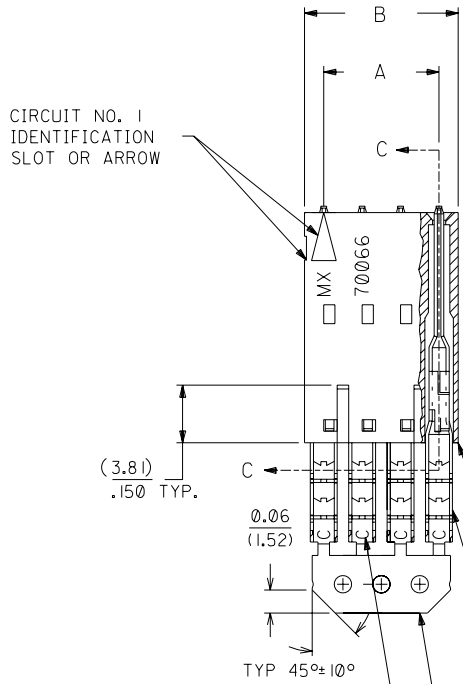
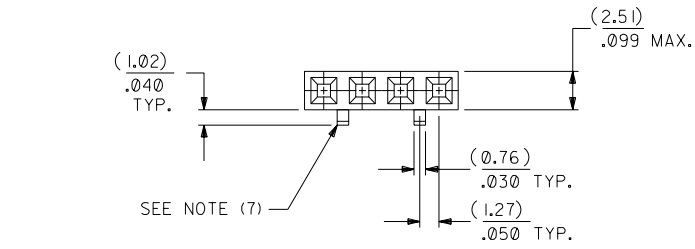


OPTION D

NOTES:

- 1) TO BE USED WITH (28) AWG. STRANDED WIRE WITH (1.35)/.053 DIA. MAX. INSULATION.
- 2) SEE CHART FOR CIRCUIT SIZES.
- 3) STANDARD PACKAGING PER PK-70873-0001. OPTIONAL PACKAGING MAY BE AVAILABLE, REQUEST DWG. PK-70475.
- 4) PARTS STACKABLE END TO END ON (2.54)/.100 CENTERS.
- 5) REFER TO PRODUCT SPECIFICATION: PS-70475.
- 6) SEE DWG. SDA-70475-***** (SHT.3) FOR OPTIONAL HOUSING DETAILS.
- 7) 4 CIRCUIT SHOWN. 3 - 25 CKT'S. HAVE (2) RIBS.
- 8) TO MATE WITH MOLEX PART NO'S.: 70018-****, 70022-****, 70104-****.
- 9) 2 CIRCUIT ASSEMBLIES SUPPLIED AS GROUPED PAIRS.



I.D. SLOT CODE TO WIRE GAUGE CHART	
I.D. SLOT CODE	WIRE GAUGE
C	28 AWG.

PLATING CODE (STRIPE ON CARRIER STRIP)	
PLATING	COLOR
TIN	NONE

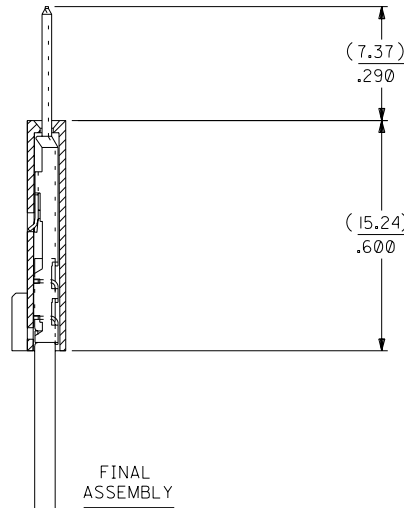
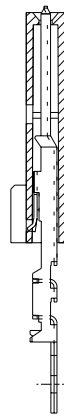
HOUSING PART NO. 70066-****
MATERIAL: G.F. POLYESTER, 94V-0

TERMINAL PART NO. 70110-****
MATERIAL: PHOSPHOR BRONZE
PLATING PER ES-88-***

TIN - .000150 MINIMUM TIN OVER
.000050 MINIMUM NICKEL PLATE.



SECTION C-C



*THE PRIMARY SHIPPING CARTON WILL BE LABELED "COMPLIANT TO RoHS DIRECTIVE 2002/95/EC AND ELV ANNEX II OF DIRECTIVE 2000/53/EC". CARTONS WITHOUT THIS LABEL MAY CONTAIN PRODUCT WITH LEAD.

CKT. SIZE	A	B	EDP. NO.	ENG. NO.
2	(2.54) .100	(5.05) .199	14-45-1802	A-70475-0421
3	(5.08) .200	(7.59) .299	14-45-1803	A-70475-0422
4	(7.62) .300	(10.13) .399	14-45-1804	A-70475-0423
5	(10.16) .400	(12.67) .499	14-45-1805	A-70475-0424
6	(12.70) .500	(15.21) .599	14-45-1806	A-70475-0425
7	(15.24) .600	(17.75) .699	14-45-1807	A-70475-0426
8	(17.78) .700	(20.29) .799	14-45-1808	A-70475-0427
9	(20.32) .800	(22.83) .899	14-45-1809	A-70475-0428
10	(22.86) .900	(25.37) .999	14-45-1810	A-70475-0429
11	(25.54) 1.000	(27.91) 1.099	14-45-1811	A-70475-0430
12	(27.94) 1.100	(30.45) 1.199	14-45-1812	A-70475-0431
13	(30.48) 1.200	(32.99) 1.299	14-45-1813	A-70475-0432
14	(33.02) 1.300	(35.53) 1.399	14-45-1814	A-70475-0433
15	(35.56) 1.400	(38.07) 1.499	14-45-1815	A-70475-0434
16	(38.01) 1.500	(40.61) 1.599	14-45-1816	A-70475-0435
17	(40.64) 1.600	(43.15) 1.699	14-45-1817	A-70475-0436
18	(43.18) 1.700	(45.69) 1.799	14-45-1818	A-70475-0437
19	(45.72) 1.800	(48.23) 1.899	14-45-1819	A-70475-0438
20	(48.26) 1.900	(50.77) 1.999	14-45-1820	A-70475-0439
21	(50.80) 2.000	(53.31) 2.099	14-45-1821	A-70475-0440
22	(53.34) 2.100	(55.85) 2.199	14-45-1822	A-70475-0441
23	(55.88) 2.200	(58.39) 2.299	14-45-1823	A-70475-0442
24	(58.42) 2.300	(60.93) 2.399	14-45-1824	A-70475-0443
25	(60.96) 2.400	(63.47) 2.499	14-45-1825	A-70475-0444

LTR.	REVISIONS	LTR.	REVISIONS
F	LEAD FREE LCP2004-1769 RWHITE 04/03/24	D	REVISED PER ECR NO. U82124 10-17-88 MGB
EI	ADD CARRIER CHAMF ECN #UDT1998-0280 05/20/98 LMCGRATH	C	REVISE PER ECR #U81370 5/20/88 MJM
E	164 PLATING WAS 102 PER ECR # U31149 08/09/93 REED	B	REDRAWN ON CAD ECR# 8842 5/9/86 W.Z.

DRWG. BY	CHK'D. BY	SCALE
WAZ	WAZ	4 : 1
APP'D. BY	RL	

DIMENSIONS SHOWN (METRIC) INCH
UNLESS OTHERWISE SPECIFIED
TOLERANCES: ANGULAR ± 1/2°

3 PLACE ± .010 INCH --- METRIC
2 PLACE ± .014 ± 0.25
1 PLACE --- ± 0.35

DRAFT WHERE APPLICABLE MUST REMAIN WITHIN DIMENSIONS

MOLEX INCORPORATED
LITSE, ILL. 60532 U.S.A.

PART NO. SDA-70475-0421-0444
DRWG. NO. SDA-70475-0421-0444

SEE CHART

THIS DRAWING CONTAINS INFORMATION THAT IS PROPRIETARY TO MOLEX INC. AND SHOULD NOT BE USED WITHOUT WRITTEN PERMISSION.

SHEET NO. 1
DATE 10/13/84

MFG. SH. REV.