



Features

- Maximum height of 1.2 mm
- Current up to 1.65 A
- Lead free
- RoHS compliant*

Applications

- Input/output of DC/DC converters
- Power supplies for:
 - Portable communication equipment
 - Camcorders
 - LCD TVs
 - Car radios

SRU2011 Series - Shielded SMD Power Inductors

Electrical Specifications

Bourns Part No.	Inductance 100 KHz		Q Ref.	Test Frequency (MHz)	SRF Typ. (MHz)	RDC Max. (mΩ)	I rms Max. (A)	I sat Typ. (A)	Marking
	(μH)	Tol. %							
SRU2011-1R0Y	1.0	± 30	6	7.96	160	100	1.65	1.50	A
SRU2011-2R2Y	2.2	± 30	6	7.96	120	165	1.20	0.90	C
SRU2011-3R3Y	3.3	± 30	6	7.96	80	240	0.90	0.76	E
SRU2011-4R7Y	4.7	± 30	6	7.96	70	365	0.73	0.58	F
SRU2011-6R8Y	6.8	± 30	6	7.96	60	450	0.70	0.54	G
SRU2011-100Y	10	± 30	10	2.52	45	740	0.52	0.40	H
SRU2011-150Y	15	± 30	10	2.52	40	1200	0.38	0.34	I
SRU2011-220Y	22	± 30	12	2.52	25	1580	0.33	0.27	J
SRU2011-330Y	33	± 30	12	2.52	24	2860	0.23	0.22	K

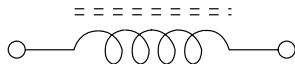
General Specifications

Test Voltage.....0.1 V
 Reflow Soldering ...230 °C, 50 sec. max.
 Operating Temperature ..-40 °C to +125 °C
 (Temperature rise included)
 Storage Temperature...-40 °C to +125 °C
 Resistance to Soldering Heat
260 °C for 10 sec.

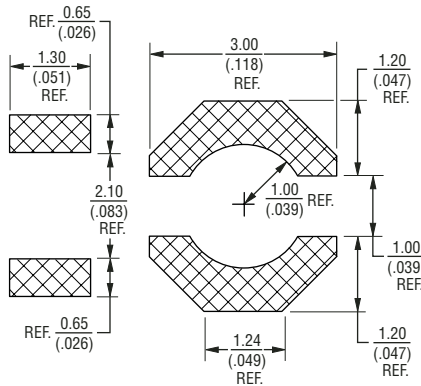
Materials

Core.....Ferrite DR and RI core
 TerminalAg/Ni/Sn
 Rated Current
Ind. drop 35 % typ. at Isat
 Temperature Rise
40 °C max. at rated I rms
 Packaging.....1,500 pcs. per reel

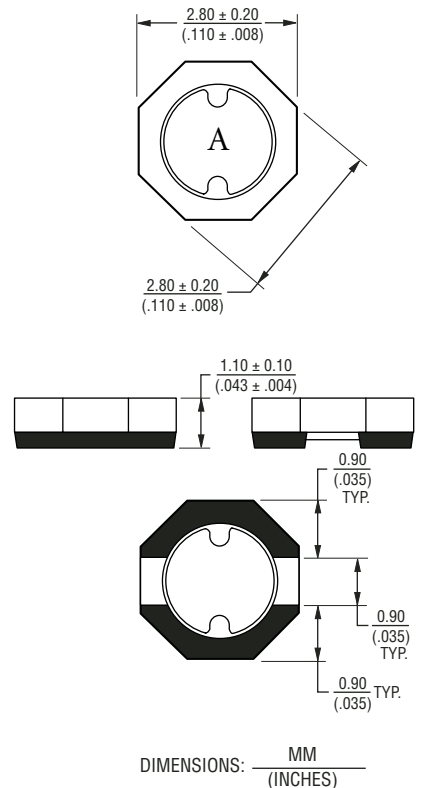
Electrical Schematic



Recommended Layout



Product Dimensions

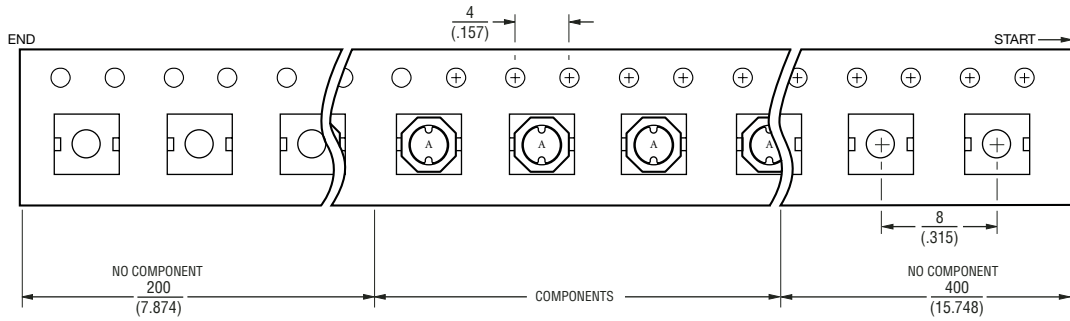
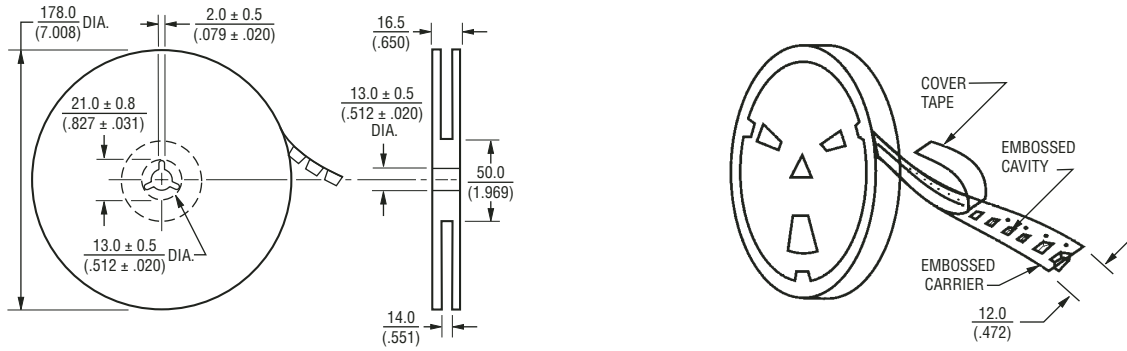


*RoHS Directive 2002/95/EC Jan 27 2003 including Annex
 Specifications are subject to change without notice.
 Customers should verify actual device performance in their specific applications.

SRU2011 Series - Shielded SMD Power Inductors

BOURNS®

Packaging Specifications



USER DIRECTION OF FEED

QTY: 1,500 PCS. PER REEL

DIMENSIONS: $\frac{\text{MM}}{\text{(INCHES)}}$