

PLEASE CHECK WWW.MOLEX.COM FOR LATEST PART INFORMATION

Part Number: **0480061102**
Status: **Active**
Description: 1.27mm (.050") Pitch DDR DIMM Socket, Vertical, Brass Latch, Black Housing, Phosphor Bronze Terminals, Single Key, with Beveled Metal Pins, 2.5V Voltage Key, 2.79mm (.110") Tail Length, 0.38µm (15µ") Gold (Au) Plating, 184 Circuits, Leadfree

Documents:

[3D Model](#) [Product Specification PS-48006-002 \(PDF\)](#)
[Drawing \(PDF\)](#) [RoHS Certificate of Compliance \(PDF\)](#)

General

Product Family	Memory Module Sockets
Series	48006
Component Type	Socket
JEDEC Outline	MO-206
Product Name	DDR DIMM

Physical

Circuits (Loaded)	184
Durability (mating cycles max)	25
Entry Angle	Vertical (Top Entry)
Keying to Mating Part	Yes
Material - Metal	Phosphor Bronze
Material - Plating Mating	Gold
Material - Plating Termination	Tin
PC Tail Length (in)	0.110 In
PC Tail Length (mm)	2.79 mm
PCB Retention	Yes
PCB Thickness Recommended (in)	0.062 In
PCB Thickness Recommended (mm)	1.60 mm
Packaging Type	Tray
Pitch - Mating Interface (in)	0.050 In
Pitch - Mating Interface (mm)	1.27 mm
Temperature Range - Operating	-40°C to +85°C
Termination Interface: Style	Through Hole


Electrical

Current - Maximum per Contact	0.5A
Voltage - Maximum	30V
Voltage Key	2.5

Material Info

Reference - Drawing Numbers

Product Specification	PS-48006-002
Sales Drawing	SD-48006-002



EU RoHS

**ELV and RoHS
Compliant**
REACH SVHC
 Not Reviewed
**Halogen-Free
Status**

China RoHS



**Need more information on product
environmental compliance?**

Email productcompliance@molex.com
 For a multiple part number RoHS Certificate of Compliance, [click here](#)

Please visit the [Contact Us](#) section for any non-product compliance questions.

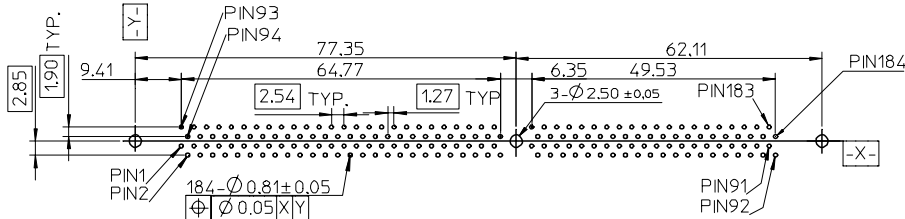
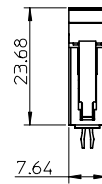
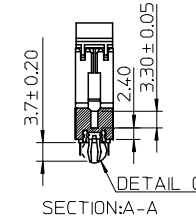
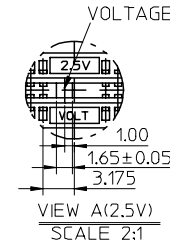
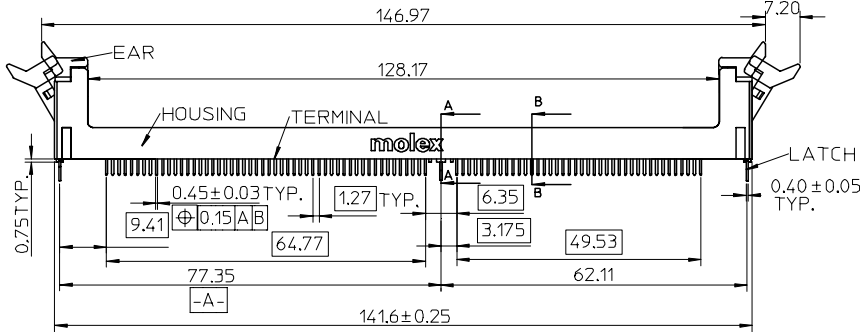
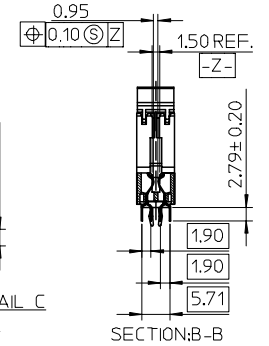
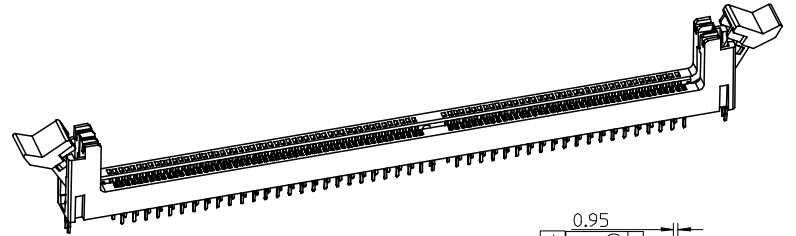
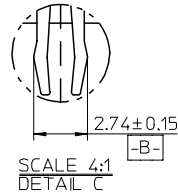
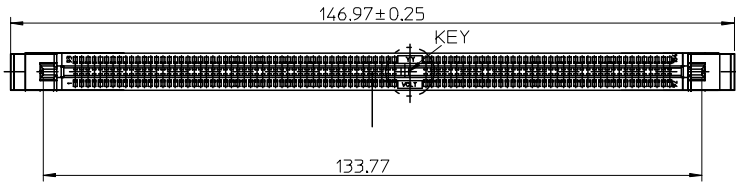
Search Parts in this Series

48006Series

Mates With

JEDEC MO-206 modules

10 9 8 7 6 5 4 3 2 1



- NOTES:
- MATERIALS: HOUSING-POLYAMIDE, GLASS FIBER FILLED, UL94V-0, COLOR: SEE TABLE.
EAR-POLYAMIDE, GLASS FIBER FILLED, UL94V-0, COLOR: WHITE.
TERMINAL-1, PHOSPHOR BRONZE
2, BRASS
LATCH-BRASS
 - FINISHES: TERMINAL:
GOLD PLATED IN CONTACT AREA (SEE TABLE),
TIN ALLOY IN THE SOLDER AREA;
THICKNESS=150 MICRONCH MINIMUM,
UNDER PLATED: NICKEL(N)
THICKNESS=50 MICRONCH MINIMUM,
LATCH:
TIN PLATED ALL OVER,
THICKNESS=100 MICRONCH MINIMUM,
UNDER PLATED: NICKEL(N)
THICKNESS=50 MICRONCH MINIMUM,
3. RECOMMENDED PCB THICKNESS: 1.60±0.05MM
4. PRODUCT SPECIFICATION: REFER TO PS-48006-002
5. TEST SUMMARY: REFER TO TS-48006-002
6. PACKAGING: REFER TO PK-48006-002
7. LEAD-FREE AND ROHS COMPLIANCE

RECOMMENDED PCB HOLE LAYOUT
(TOLERANCE ±0.05MM)

MOLEX P/N	CONTACT PLATING	MATERIAL	POWER SUPPLY	COLOR
48006-1102	15 MICROINCH	PHOSPHOR BRONZE	2.5V	BLACK
48006-2102	15 MICROINCH			BLUE 2945C
48006-5101	GOLD FLASH			YELLOW 115U
48006-4101	GOLD FLASH			LAVENDER 2736U
48006-3101	GOLD FLASH			GREEN 3258U-3268U
48006-2101	GOLD FLASH			BLUE 2945C
48006-1101	GOLD FLASH	BRASS	2.5V	BLACK
48006-2112	15 MICROINCH			BLUE 2945C
48006-1112	15 MICROINCH			BLACK
48006-5111	GOLD FLASH			YELLOW 115U
48006-4111	GOLD FLASH			LAVENDER 2736U
48006-3111	GOLD FLASH			GREEN 3258U-3268U
48006-2111	GOLD FLASH	BLUE 2945C		
48006-1111	GOLD FLASH	BLACK		

L/F FOR 48006	EC NO: SH2005-0376	2005/08/02	2005/08/04	2005/08/04
DRWN: JCHEN12	CHKD: WWSCHANG	APPR: WWSCHANG		
REV	DESCRIPTION			

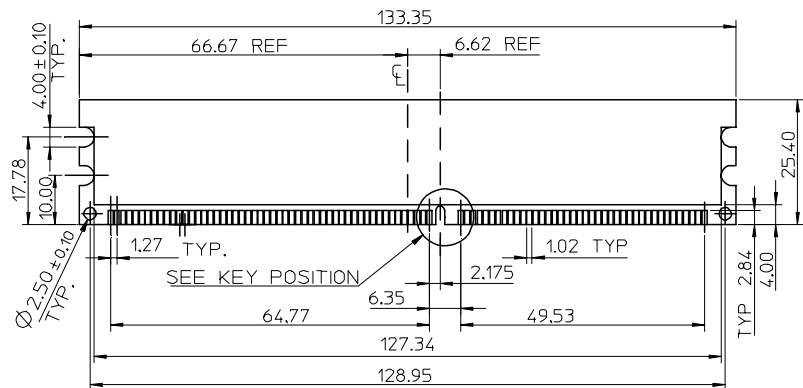
QUALITY SYMBOLS	GENERAL TOLERANCES (UNLESS SPECIFIED)
▽=0	
▽=0	

	mm	INCH
4 PLACES	± ---	± ---
3 PLACES	± ---	± ---
2 PLACES	± 0.25	± ---
1 PLACE	± 0.25	± ---
ANGULAR ± 3°		

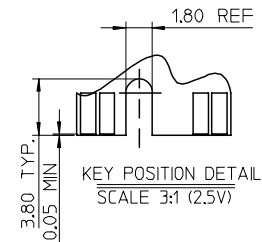
DIMENSION STYLE		SCALE	DESIGN UNITS	THIRD ANGLE PROJECTION
MM ONLY		1:1	METRIC	
DRAWN BY	DATE	TITLE		
JIANG	2005/04/13	1.27MM PITCH DDR DIMM SINGLE KEY 2.5V 184CKTS (LEAD-FREE VERSION)		
CHECKED BY	DATE			
ERIC KAO	2005/04/13			
APPROVED BY	DATE			
WSCHANG	2005/04/13			
MATERIAL NO.	DOCUMENT NO.			
SEE TABLE	SD-48006-002			
SIZE				
A3	THIS DRAWING CONTAINS INFORMATION THAT IS PROPRIETARY TO MOLEX INCORPORATED AND SHOULD NOT BE USED WITHOUT WRITTEN PERMISSION			

MOLEX INCORPORATED		SHEET NO.
		1 OF 2

9 8 7 6 5 4 3 2 1



PLUG COMPONENT:DDR 184P FUNC. CARD



NOTE:
SEE JEDEC SPEC M0-206 FOR COMPLETE MODULE
DETAILS 1.27±0.10 THICK ACROSS CONTACT RADS

SEE SHEET 1 EC NO: SH2005-0376 DRWN: JCHEN12 CHKD: 2005/08/04 APPR: WWSCHANG 2005/08/04	QUALITY SYMBOLS ▽=0 ▽=0	GENERAL TOLERANCES (UNLESS SPECIFIED)		DIMENSION STYLE MM ONLY		SCALE 1:1	DESIGN UNITS METRIC	THIRD ANGLE PROJECTION		
			mm	INCH	DRAWN BY JIANG	DATE 2005/04/13	TITLE 1.27MM PITCH DDR DIMM SINGLE KEY 2.5V 184CKTS (LEAD-FREE VERSION)			
		4 PLACES	± ---	± ---	CHECKED BY ERIC KAO	DATE 2005/04/13				
		3 PLACES	± ---	± ---	APPROVED BY WSCHANG		DATE 2005/04/13	MOLEX INCORPORATED DOCUMENT NO. SD-48006-002 SHEET NO. 2 OF 2		
2 PLACES	± 0.25	± ---	MATERIAL NO.		DATE 2005/04/13					
1 PLACE	± 0.25	± ---	DRAFT WHERE APPLICABLE MUST REMAIN WITHIN DIMENSIONS		SIZE A3	THIS DRAWING CONTAINS INFORMATION THAT IS PROPRIETARY TO MOLEX INCORPORATED AND SHOULD NOT BE USED WITHOUT WRITTEN PERMISSION				
		ANGULAR ± 3 °								