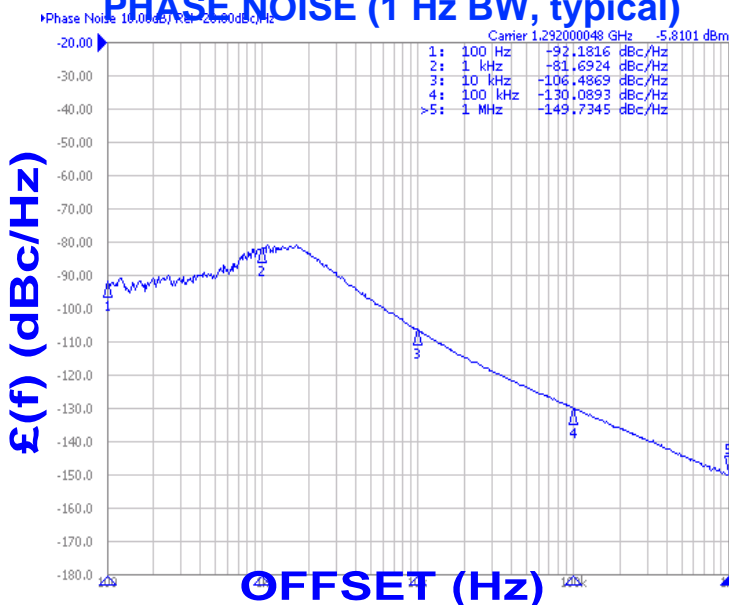




**PHASE NOISE (1 Hz BW, typical)**



**FEATURES**

- Frequency Range: 1292 - 1298 MHz
- Step Size: 1000 KHz
- CPLL - Style Package

**APPLICATIONS**

- Fixed Wireless Broadband Equipment
- Point-to-Point Microwave Radio
- Satellite Communication Systems

**PERFORMANCE SPECIFICATIONS**

PERFORMANCE SPECIFICATIONS	VALUE	UNITS
Frequency Range	1292 - 1298	MHz
Phase Noise @ 10 kHz offset (1 Hz BW, typ.)	-105	dBc/Hz
Harmonic Suppression (2nd, typ.)	-15	dBc
Sideband Spurs (typ.)	-70	dBc
Power Output	0.5±2.5	dBm
Load Impedance	50	Ω
Step Size	1000	kHz
Charge Pump Output Current	1250	μA
Switching Speed (typ., adjacent channel)	2	mSec
Startup Lock Time (typ.)	2	mSec
Operating Temperature Range	-40 to 85	°C
Package Style	CPLL	

**POWER SUPPLY REQUIREMENTS**

Supply Voltage (Vcc, nom.)	3.3	Vdc
Supply Current (Icc, typ.)	23	mA

All specifications are typical unless otherwise noted and subject to change without notice.

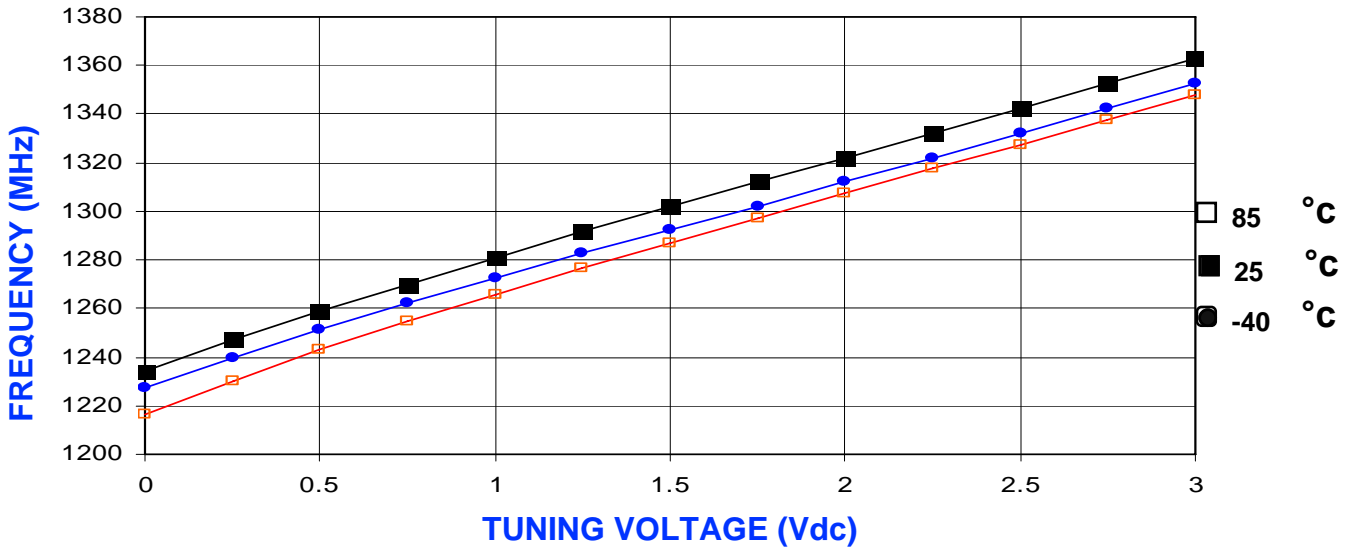
**APPLICATION NOTES**

- AN-107 : How to Solder Z-COMM VCOs / PLLs
- AN-202 : PLL Functional Description

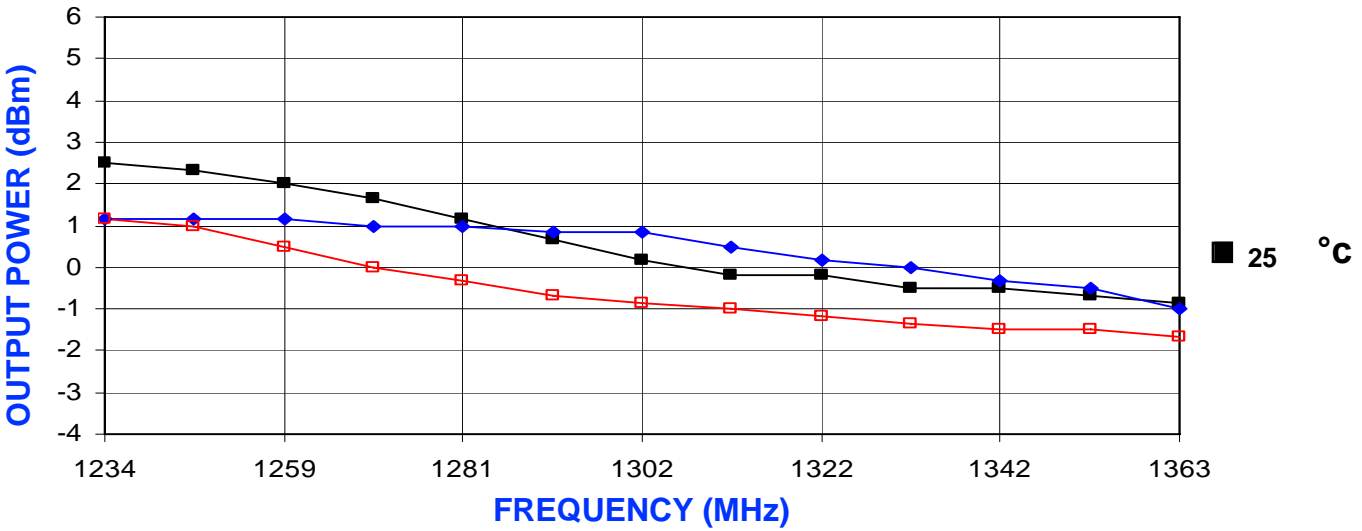
**NOTES:**

Reference Oscillator Signal:  $5 \text{ MHz} < f_{\text{osc}} < 100 \text{ MHz}$   
 Frequency Synthesizer: Analog Devices - ADF4113

VCO TUNING CURVE, typ.



VCO POWER CURVE, typ.



PHYSICAL DIMENSIONS

