

4V Drive Nch MOSFET

RSH125N03

●Structure

Silicon N-channel MOSFET

●Features

- 1) Low on-resistance.
- 2) Built-in G-S Protection Diode.
- 3) Small Surface Mount Package (SOP8) .

●Application

Power switching, DC / DC converter.

●Packaging specifications

Type	Package	Taping
	Code	TB
	Basic ordering unit (pieces)	2500
RSH125N03		○

●Absolute maximum ratings (Ta=25°C)

Parameter	Symbol	Limits	Unit	
Drain-source voltage	V_{DSS}	30	V	
Gate-source voltage	V_{GSS}	20	V	
Drain current	Continuous	I_D	± 12.5	A
	Pulsed	$I_{DP} *1$	± 50	A
Source current (Body diode)	Continuous	I_S	1.6	A
	Pulsed	$I_{SP} *1$	6.4	A
Total power dissipation	$P_D *2$	2	W	
Channel temperature	T_{ch}	150	°C	
Storage temperature	T_{stg}	-55 to 150	°C	

*1 $P_w \leq 10\mu s$, Duty cycle $\leq 1\%$

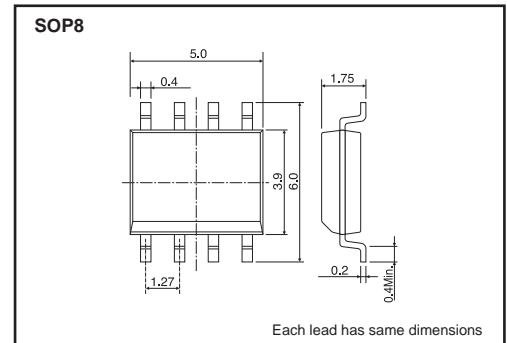
*2 Mounted on a ceramic board.

●Thermal resistance

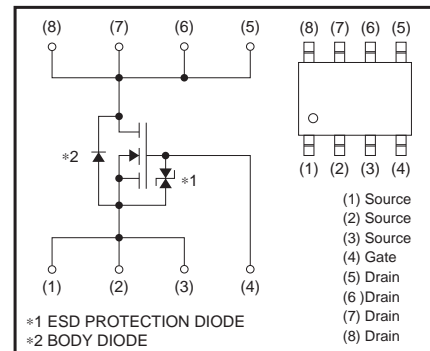
Parameter	Symbol	Limits	Unit
Channel to ambient	$R_{th}(ch-a) *$	62.5	°C / W

* Mounted on a ceramic board.

●Dimensions (Unit : mm)



●Inner circuit



*A protection diode is included between the gate and the source terminals to protect the diode against static electricity when the product is in use. Use the protection circuit when the fixed voltages are exceeded.

●Electrical characteristics (Ta=25°C)

Parameter	Symbol	Min.	Typ.	Max.	Unit	Conditions
Gate-source leakage	I_{GSS}	–	–	10	μA	$V_{GS}=20V, V_{DS}=0V$
Drain-source breakdown voltage	$V_{(BR)DSS}$	30	–	–	V	$I_D=1mA, V_{GS}=0V$
Zero gate voltage drain current	I_{DSS}	–	–	1	μA	$V_{DS}=30V, V_{GS}=0V$
Gate threshold voltage	$V_{GS(th)}$	1.0	–	2.5	V	$V_{DS}=10V, I_D=1mA$
Static drain-source on-state resistance	$R_{DS(on)}$ *	–	6.5	9.1	m Ω	$I_D=12.5A, V_{GS}=10V$
		–	8.6	12.1		$I_D=12.5A, V_{GS}=4.5V$
		–	9.3	13.1		$I_D=12.5A, V_{GS}=4V$
Forward transfer admittance	$ Y_{fs} $ *	10	–	–	S	$I_D=12.5A, V_{DS}=10V$
Input capacitance	C_{iss}	–	1670	–	pF	$V_{DS}=10V$
Output capacitance	C_{oss}	–	470	–	pF	$V_{GS}=0V$
Reverse transfer capacitance	C_{rss}	–	270	–	pF	$f=1MHz$
Turn-on delay time	$t_{d(on)}$ *	–	10	–	ns	$I_D=6.25A, V_{DD}\approx 15V$
Rise time	t_r *	–	17	–	ns	$V_{GS}=10V$
Turn-off delay time	$t_{d(off)}$ *	–	69	–	ns	$R_L=2.40\Omega$
Fall time	t_f *	–	30	–	ns	$R_G=10\Omega$
Total gate charge	Q_g *	–	20	28	nC	$V_{DD}\approx 15V$
Gate-source charge	Q_{gs} *	–	4.2	–	nC	$V_{GS}=5V$
Gate-drain charge	Q_{gd} *	–	8.0	–	nC	$I_D=12.5A$

*Pulsed

●Body diode characteristics (Source-Drain) (Ta=25°C)

Parameter	Symbol	Min.	Typ.	Max.	Unit	Conditions
Forward voltage	V_{SD} *	–	–	1.2	V	$I_S=6.4A, V_{GS}=0V$

*Pulsed

●Electrical characteristic curves

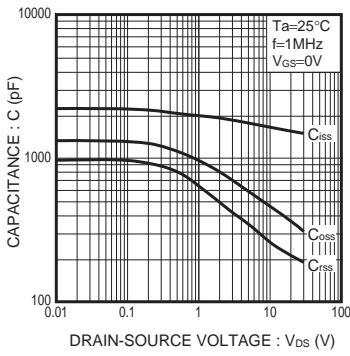


Fig.1 Typical Capacitance vs. Drain-Source Voltage

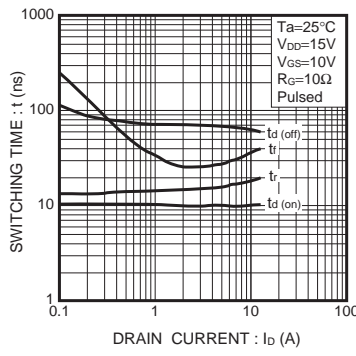


Fig.2 Switching Characteristics

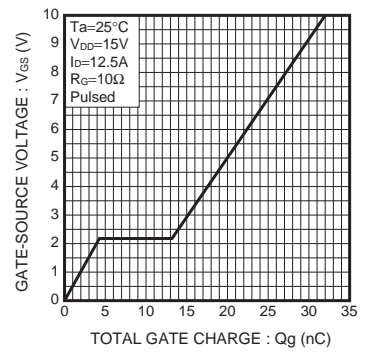


Fig.3 Dynamic Input Characteristics

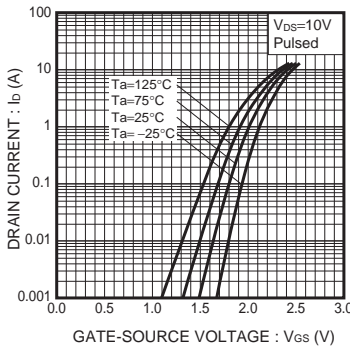


Fig.4 Typical Transfer Characteristics

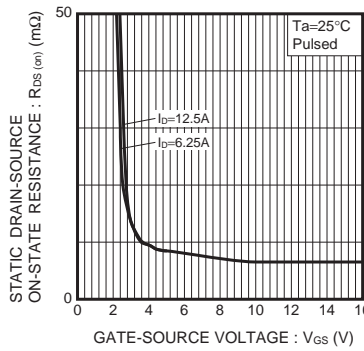


Fig.5 Static Drain-Source On-State Resistance vs. Gate-Source Voltage

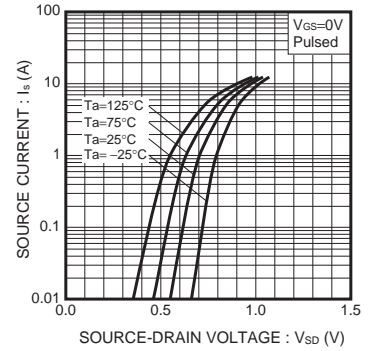


Fig.6 Source Current vs. Source-Drain Voltage

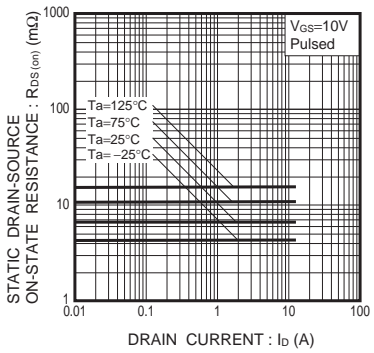


Fig.7 Static Drain-Source On-State Resistance vs. Drain Current (I)

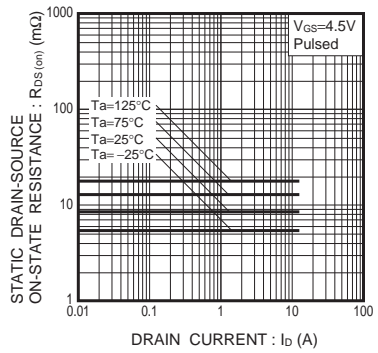


Fig.8 Static Drain-Source On-State Resistance vs. Drain Current (II)

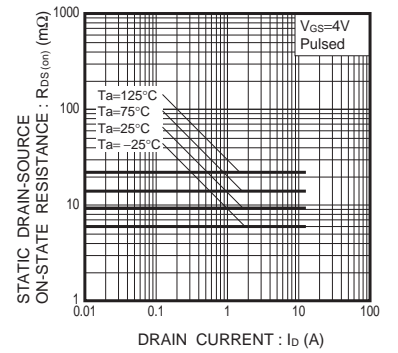


Fig.9 Static Drain-Source On-State Resistance vs. Drain Current (III)

Notes

No copying or reproduction of this document, in part or in whole, is permitted without the consent of ROHM Co.,Ltd.

The content specified herein is subject to change for improvement without notice.

The content specified herein is for the purpose of introducing ROHM's products (hereinafter "Products"). If you wish to use any such Product, please be sure to refer to the specifications, which can be obtained from ROHM upon request.

Examples of application circuits, circuit constants and any other information contained herein illustrate the standard usage and operations of the Products. The peripheral conditions must be taken into account when designing circuits for mass production.

Great care was taken in ensuring the accuracy of the information specified in this document. However, should you incur any damage arising from any inaccuracy or misprint of such information, ROHM shall bear no responsibility for such damage.

The technical information specified herein is intended only to show the typical functions of and examples of application circuits for the Products. ROHM does not grant you, explicitly or implicitly, any license to use or exercise intellectual property or other rights held by ROHM and other parties. ROHM shall bear no responsibility whatsoever for any dispute arising from the use of such technical information.

The Products specified in this document are intended to be used with general-use electronic equipment or devices (such as audio visual equipment, office-automation equipment, communication devices, electronic appliances and amusement devices).

The Products specified in this document are not designed to be radiation tolerant.

While ROHM always makes efforts to enhance the quality and reliability of its Products, a Product may fail or malfunction for a variety of reasons.

Please be sure to implement in your equipment using the Products safety measures to guard against the possibility of physical injury, fire or any other damage caused in the event of the failure of any Product, such as derating, redundancy, fire control and fail-safe designs. ROHM shall bear no responsibility whatsoever for your use of any Product outside of the prescribed scope or not in accordance with the instruction manual.

The Products are not designed or manufactured to be used with any equipment, device or system which requires an extremely high level of reliability the failure or malfunction of which may result in a direct threat to human life or create a risk of human injury (such as a medical instrument, transportation equipment, aerospace machinery, nuclear-reactor controller, fuel-controller or other safety device). ROHM shall bear no responsibility in any way for use of any of the Products for the above special purposes. If a Product is intended to be used for any such special purpose, please contact a ROHM sales representative before purchasing.

If you intend to export or ship overseas any Product or technology specified herein that may be controlled under the Foreign Exchange and the Foreign Trade Law, you will be required to obtain a license or permit under the Law.



Thank you for your accessing to ROHM product informations.
More detail product informations and catalogs are available, please contact us.

ROHM Customer Support System

<http://www.rohm.com/contact/>