

# INTEGRATED CONNECTOR MODULES

## 0853-2X4R-66 Power over Ethernet MagJack® 2 x 4

### ELECTRICAL CHARACTERISTICS @ 25°C

#### TURNS RATIO

TP1	1CT : 1CT ±2%
TP2	1CT : 1CT ±2%
TP3	1CT : 1CT ±2%
TP4	1CT : 1CT ±2%

#### OCL @ 100kHz/100mVRMS

8mA DC BIAS	350 H MIN.
-------------	------------

#### INS. LOSS

0.1MHz TO 1MHz	-1.1 dB MAX
1MHz TO 65MHz	-0.5 dB MAX
65MHz TO 100MHz	-0.8 dB MAX
100MHz TO 125MHz	-1.2 dB MAX

#### RET. LOSS (MIN)

0.5MHz-40MHz	-18 dB
40MHz-100MHz	-12+20LOG(f/80MHz) dB

#### CM TO CM REJ

100kHz - 100MHz	-30 dB MIN
-----------------	------------

#### CM TO DM REJ

100kHz - 100MHz	-35 dB MIN
-----------------	------------

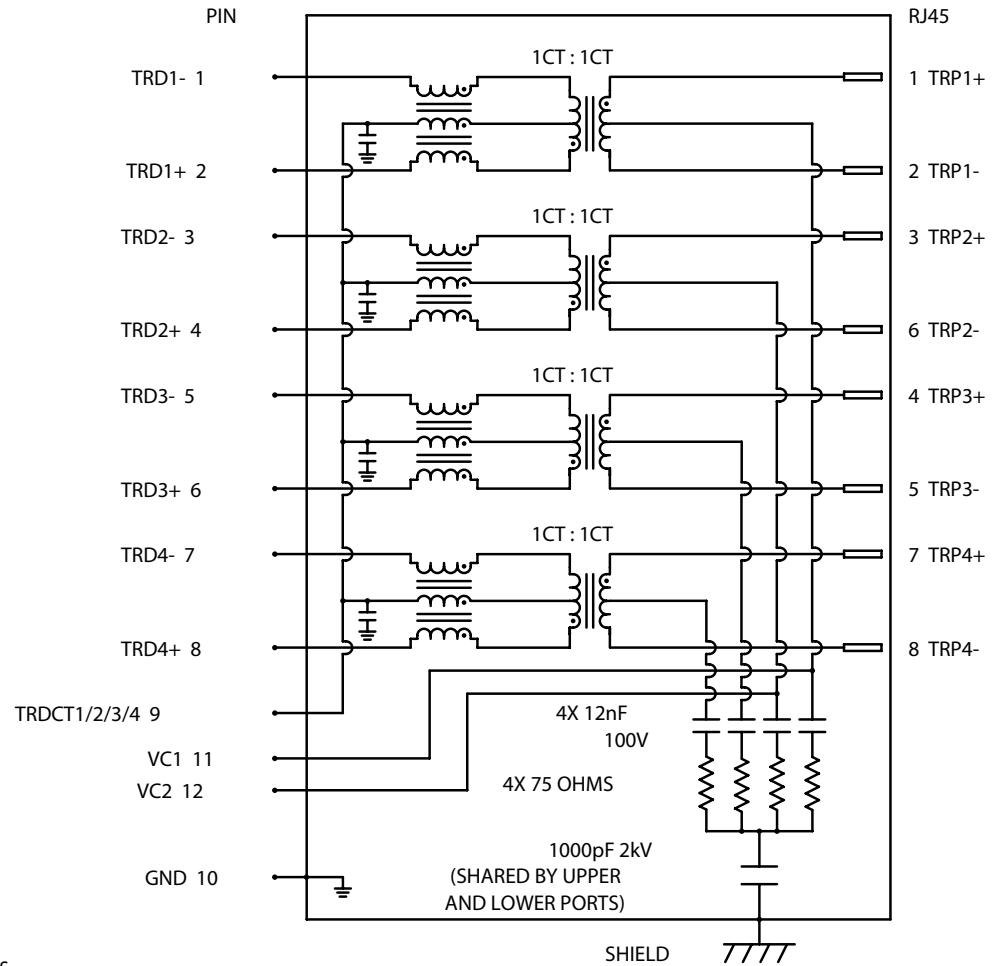
#### HIPOT (Isolation Voltage):

100% OF PRODUCT TESTED IN PRODUCTION	2250 VDC
--------------------------------------	----------

#### BALANCED DC LINE CURRENT

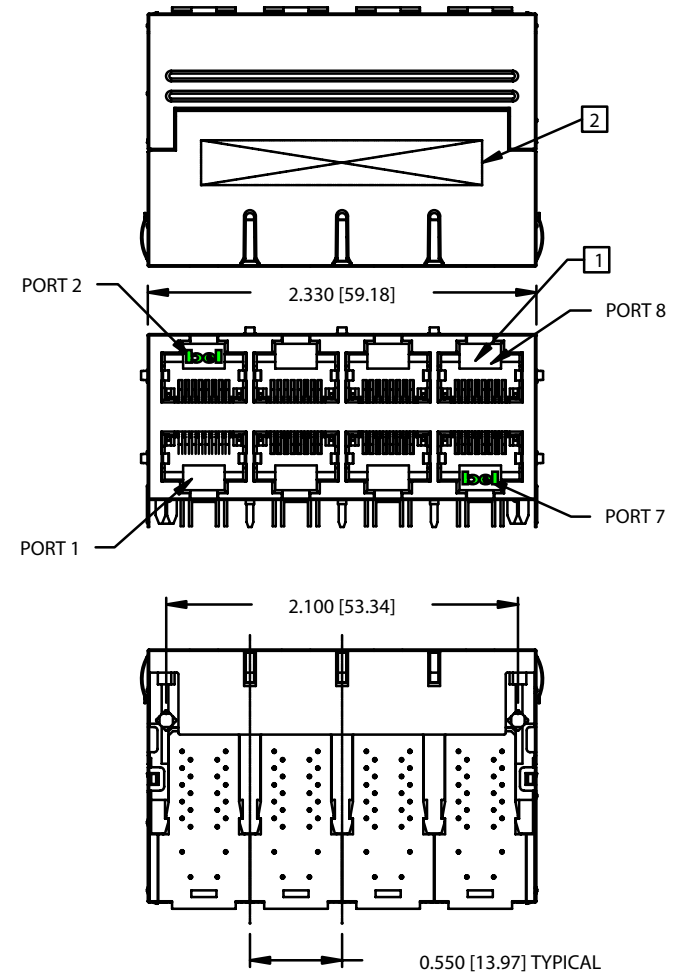
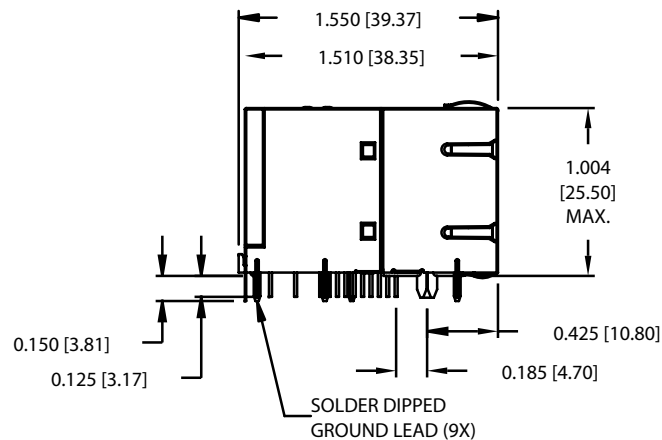
350 mA MAX. @ 57 VDC CONTINUOUS
500 mA MAX. @ 57 VDC FOR 200 MILLISECONDS

### SCHEMATIC



# INTEGRATED CONNECTOR MODULES

## 0853-2X4R-66 Power over Ethernet MagJack® 2 x 4



**NOTES:**

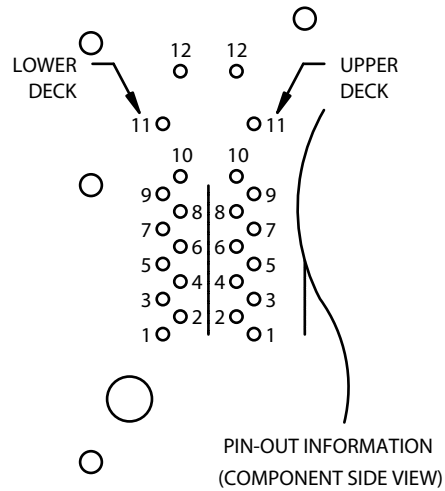
- PLASTIC HOUSING: THERMOPLASTIC PBT  
FLAMMABILITY RATING UL 94V-0
- CONTACT PLATING: 30 MICRO-INCH HARD GOLD PLATING
- OUTPUT PINS: TIN-COATED COPPER WIRE, DIA 0.018 INCH.
- SOLDERABILITY: PER MIL STD. 202, METHOD 208.
- METAL SHIELD: NICKEL PLATED COPPER ALLOY.  
(ALL GROUND LEADS ARE SOLDER DIPPED)

- 1 JACK CAVITY CONFORMS TO FCC RULES AND REGULATIONS, PART 68 SUBPART F.
- 2 MARK PART WITH MFG LOGO, NAME, PART NUMBER AND DATE CODE.

UL RECOGNIZED - FILE #E196366 AND E169987.

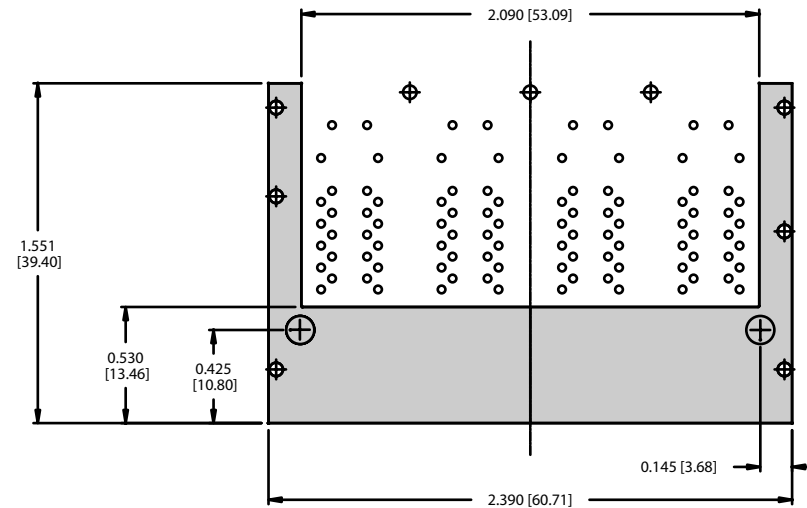
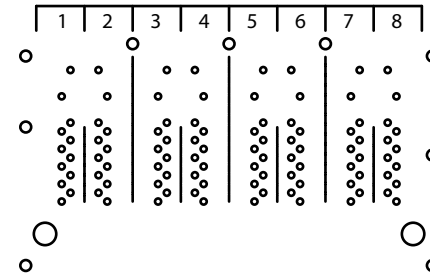
# INTEGRATED CONNECTOR MODULES

## 0853-2X4R-66 Power over Ethernet MagJack® 2 x 4



12	VC2
11	VC1
10	GND
9	TRCT1/2/3/4
8	TRD 4+
7	TRD 4-
6	TRD 3+
5	TRD 3-
4	TRD 2+
3	TRD 2-
2	TRD 1+
1	TRD 1-

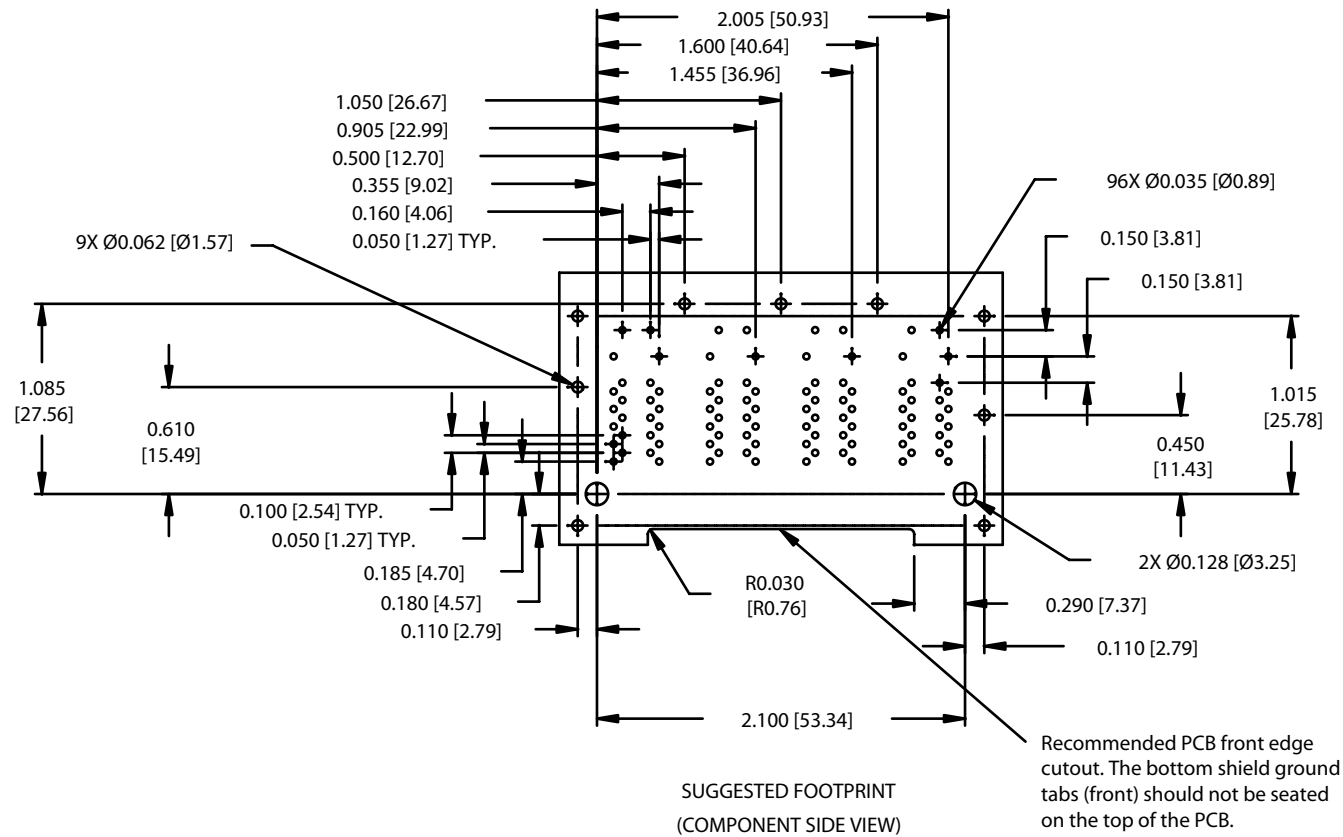
PORT ASSIGNMENT  
(COMPONENT SIDE VIEW)



NOTES:  
THE SHADED AREA OF BOTTOM SIDE OF PART  
MAY BE COVERED BY METAL SHIELD.

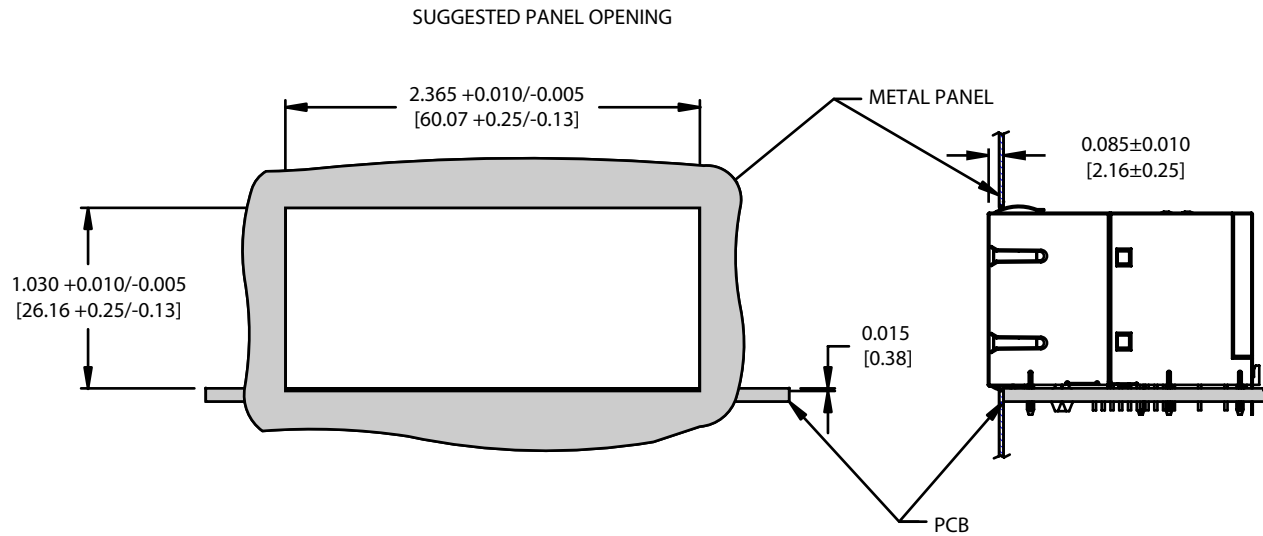
# INTEGRATED CONNECTOR MODULES

## 0853-2X4R-66 Power over Ethernet MagJack® 2 x 4



# INTEGRATED CONNECTOR MODULES

0853-2X4R-66 Power over Ethernet MagJack® 2 x 4



**NOTE:**

THE DISTANCE OF PANEL INSIDE SURFACE RELATIVE TO FRONT SURFACE OF PART IS ONLY A SUGGESTION.  
 IN CASE THIS DISTANCE IS DIFFERENT, THE REQUIRED PANEL OPENING DIMENSIONS CHANGE ACCORDINGLY.