



Ordering number C12345\_HB-5X1

Family	High Bay	FWHM	56 degrees
Type	Lens	Efficiency	89 %
LED	XM-L	cd/lm	0.900
Color	Clear	Gerber File	Available
Diameter	123 + 25 mm		
Height	9 mm		
Style	Rectangular		
Optic Material	PMMA		
Holder Material	-		
Fastening	Screw, pin, glue		
Status	Ready		

**NOTE: The typical divergence will be changed by different color, chip size and chip position tolerance. The typical total divergence is the full angle measured where the luminous intensity is half of the peak value.**



## PRODUCT DATASHEET High Bay series

last update 11/7/2012



### GENERAL INFORMATION

- Product series especially designed & optimized for XM-L series of LEDs.
- Special care taken to make light distribution as uniform as possible.
- Lens material optical grade PMMA with high UV and temperature resistance (105 degrees of Celcius / 220 degrees of Fahrenheit). Allows use of high current and temperature conditions.

Please find more information about used material from below:

[http://ledil.fi/sites/default/files/Documents/Technical/Material/PMMA%20N%20UL94\\_Yellow%20Card.pdf](http://ledil.fi/sites/default/files/Documents/Technical/Material/PMMA%20N%20UL94_Yellow%20Card.pdf)

<http://ledil.fi/sites/default/files/Documents/Technical/Material/PMMA%20N%20PLEXIGLAS-Datasheet.pdf>

- Fastening to PCB with appropriate adhesive. By clicking link below you can find Ledil recommended glue options.

[http://www.ledil.com/datasheets/DataSheet\\_GLUES.pdf](http://www.ledil.com/datasheets/DataSheet_GLUES.pdf)

**NOTE 1: We advise customer to ensure the suitability and sufficiency of the bond in the end product. For example, mechanical stress, vibration and holes on the surface of the circuit board weaken the strength of the glue.**

**NOTE 2: All surfaces where glue is applied must be clean, dry and free from grease and dirt. If cleaning of PCB surfaces is needed, please follow strictly the cleaning instructions of your LED manufacturer -this is important as cleaning shall under no circumstances damage LEDs or other electronics components on the PCB.**

**Further note that optical components shall not be cleaned with any chemicals - only micro fiber cloth may be used to remove fingerprints or other traces from handling.**

D

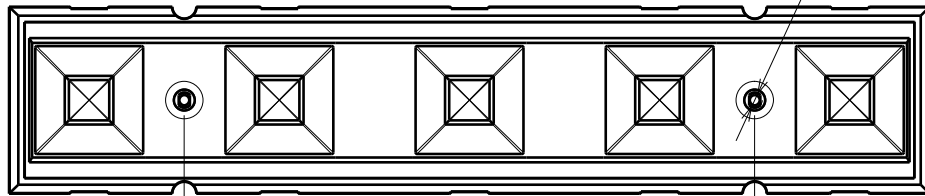
C

B

A

4

4



76.2

Position pins  
Bottom view

Height 8,5mm from PCB top




Front view

76.2

4x  $\phi$ 3.2  
screw holes

3

3



25

25.4

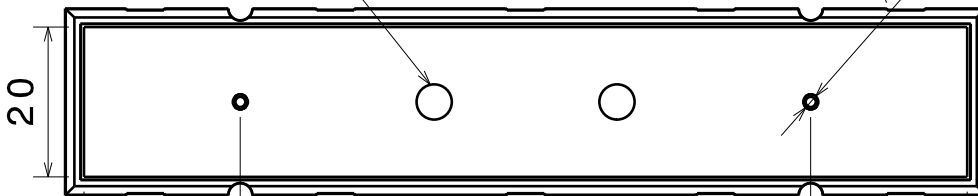
123

Top view

2

2

Wire holes



20

76.2

118

PCB-suggestion

Sealing: PCB goes  
inside lens module.



Cross section

This drawing is our property.  
It can't be reproduced  
or communicated without  
our written agreement.



Ledil Oy  
Salorankatu 10  
FIN 24240 SALO  
Finland

DRAWING TITLE

Datasheet HB-5x1 Lens

DRAWN BY

mav

DATE

14.03.2012

CHECKED BY

DATE

SIZE

A4

DRAWING NUMBER

C12345

REV

2

DESIGNED BY

mav

DATE

22.09.2011

SCALE

1:1

WEIGHT (g)

SHEET

1/1

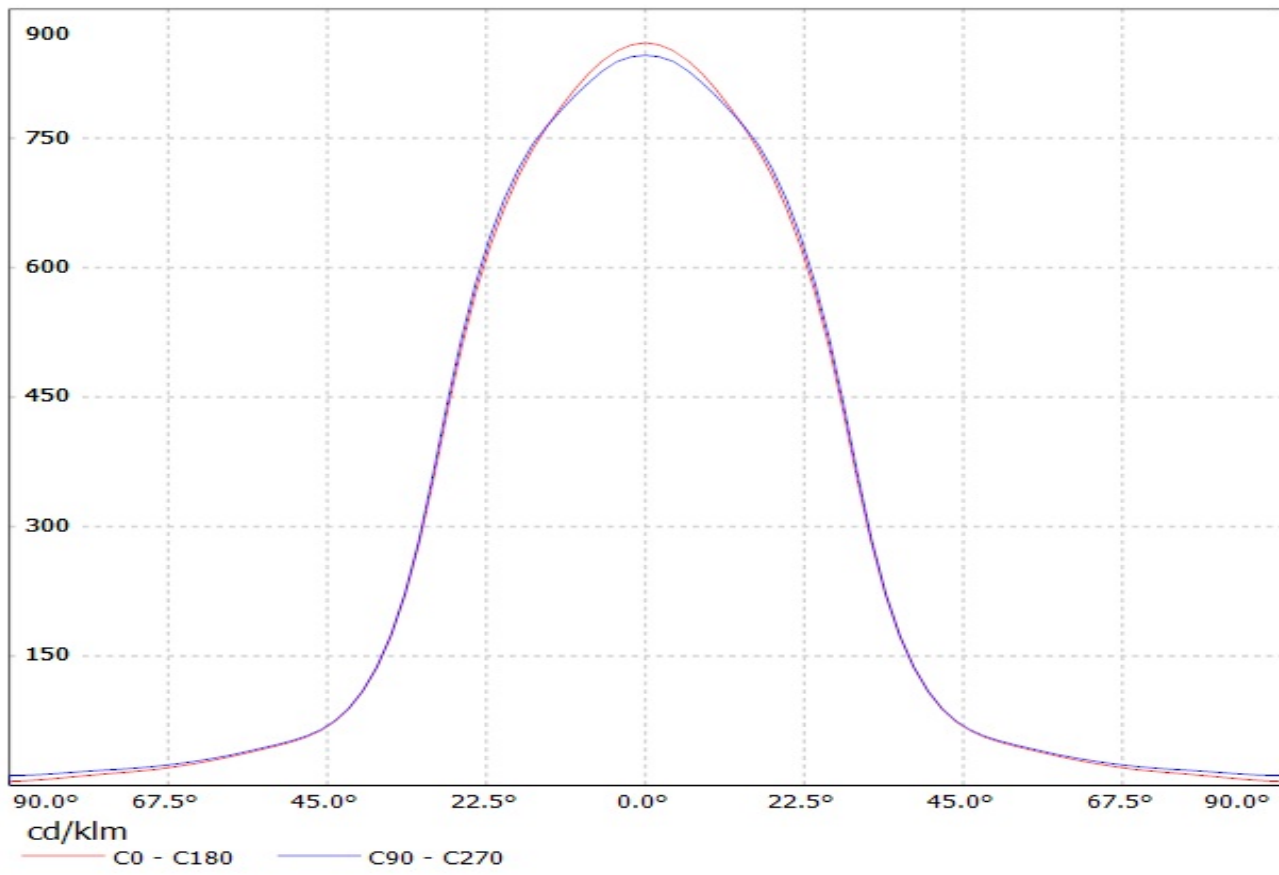
1

1

D

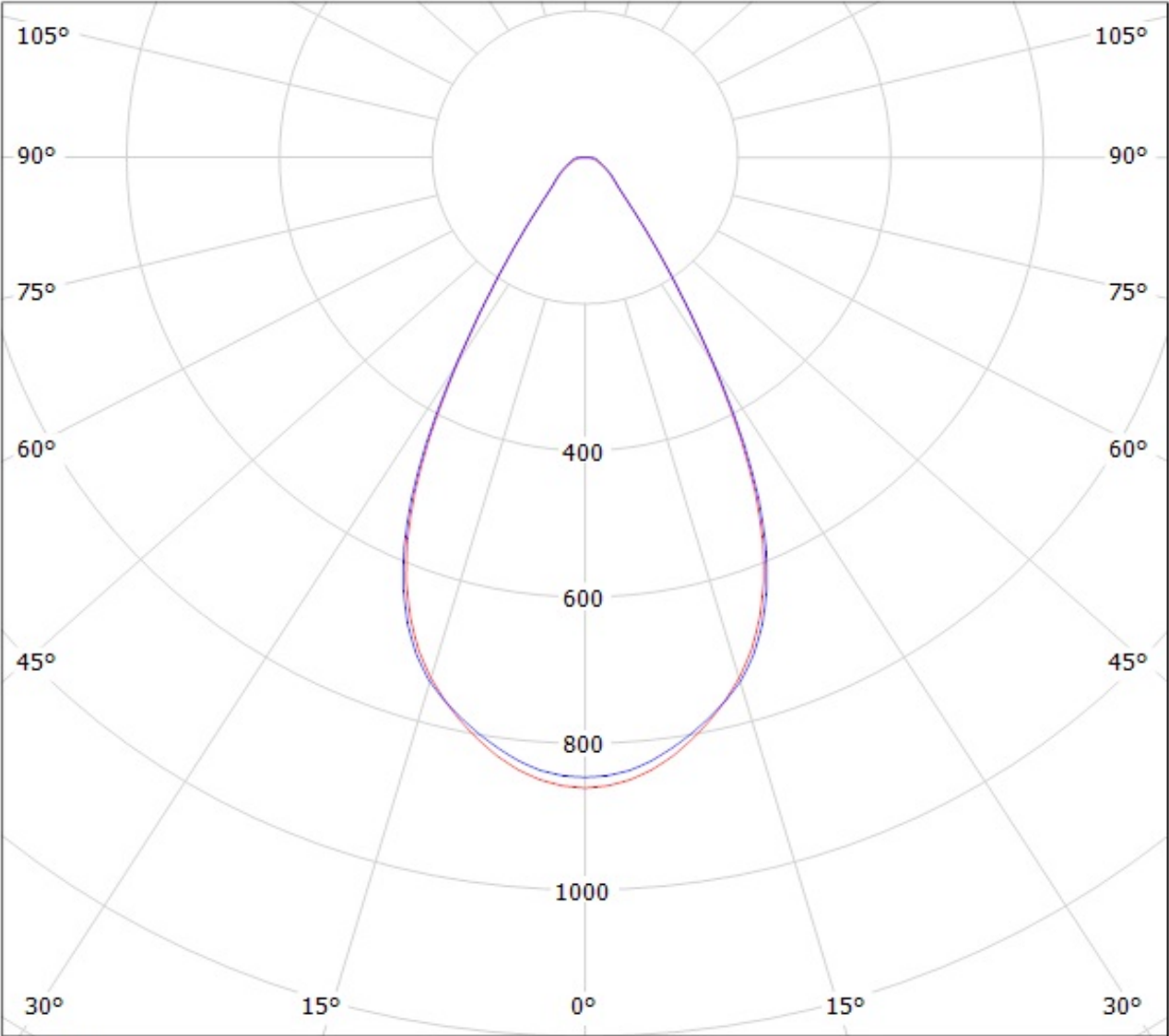
A

Luminaire: Ledil Oy C12345-HB-5x1 C12345-HB-5x1 LOR=89%  
Lamps: 1 x Cree XM-L 5x1 module 473lm @ 250mA



Luminaire: Ledil Oy C12345-HB-5x1 C12345-HB-5x1 LOR=89%

Lamps: 1 x Cree XM-L 5x1 module 473lm @ 250mA



cd/klm

— C0 - C180

— C90 - C270