

PLEASE CHECK WWW.MOLEX.COM FOR LATEST PART INFORMATION

Part Number: [0399300409](#)
Status: **Active**
Description: 3.81mm (.150") Pitch Beau™ EuroMate™ Pluggable PCB Terminal Block, Dual Level, 90° Wire Entry, with Retention Screws, 9 Circuits

Documents:

[Drawing \(PDF\)](#) [RoHS Certificate of Compliance \(PDF\)](#)

Agency Certification

UL E48521

General

Product Family	Terminal Blocks
Series	39930
Application	Wire-to-Board
Comments	with retention screws
Component Type	Plug
Product Literature Order No	USA-264
Product Name	EuroMate™ Pluggable
Type	Euro Block

Physical

Circuits (Loaded)	9
Color - Resin	Black
Entry Angle	Horizontal
Flammability	94V-0
Lock to Mating Part	Yes
Material - Plating Mating	Tin
Material - Plating Termination	Tin
Material - Resin	Nylon
Number of Rows	2
Orientation	Vertical
PCB Retention	N/A
Panel Mount	No
Pitch - Mating Interface (in)	0.150 In
Pitch - Mating Interface (mm)	3.81 mm
Pitch - Term. Interface (in)	0.150 In
Pitch - Term. Interface (mm)	3.80 mm
Polarized to Mating Part	Yes
Shrouded	Tri-Barrier
Stackable	No
Temperature Range - Operating	130°C
Termination Interface: Style	Screw or Lug
Wire Size AWG	14, 16, 18, 20, 22
Wire Size mm²	0.50 - 1.50

Electrical

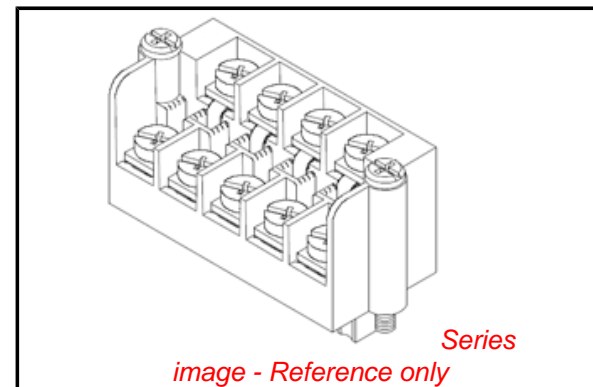
Current - Maximum per Contact	12A
Voltage - Maximum	300V

Material Info

Old Part Number	936809
-----------------	--------

Reference - Drawing Numbers

Sales Drawing	SD-39930-001
---------------	--------------



EU RoHS

**ELV and RoHS
Compliant**
REACH SVHC
 Not Reviewed
**Halogen-Free
Status**
Not Reviewed

China RoHS



**Need more information on product
environmental compliance?**

Email productcompliance@molex.com
 For a multiple part number RoHS Certificate of
 Compliance, [click here](#)

Please visit the [Contact Us](#) section for any
 non-product compliance questions.

Search Parts in this Series

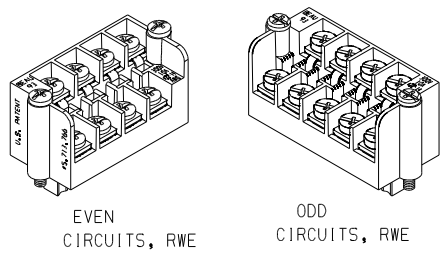
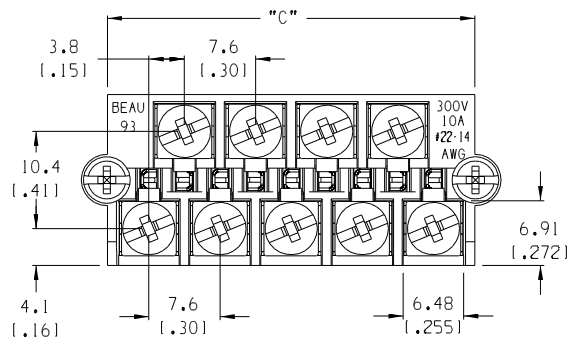
[39930Series](#)

Mates With

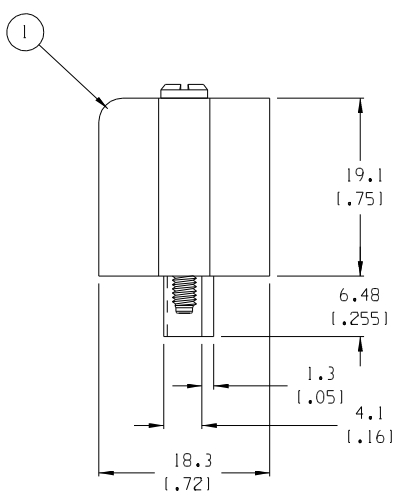
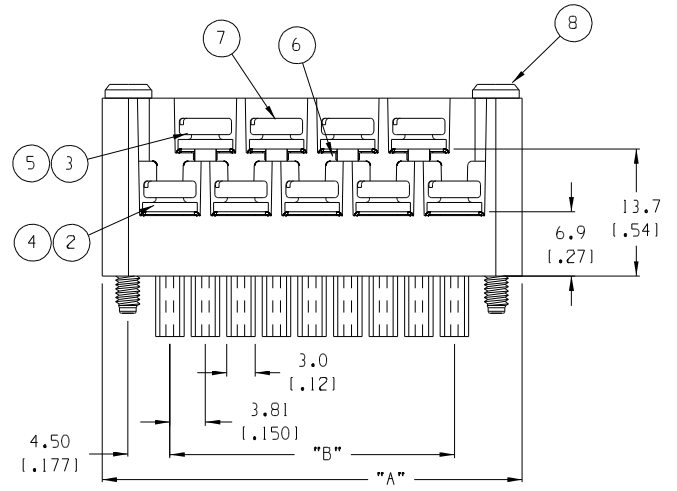
[39515-1009](#) , [39516-1009](#)

This document was generated on 05/13/2010

PLEASE CHECK WWW.MOLEX.COM FOR LATEST PART INFORMATION



AUXILIARY VIEWS
SCALE 1:1



MATERIAL NO.	MATERIAL NO. (-G30 OPT.)	NO. OF CIRC. "XX"	"A"	"B"	"C"
399300403		03	22.1 (.87)	7.62 (.300)	16.5 (.65)
399300404		04	25.9 (1.02)	11.43 (.450)	20.3 (.80)
399300405		05	29.7 (1.17)	15.24 (.600)	24.1 (.95)
399300406		06	33.5 (1.32)	19.05 (.750)	27.9 (1.10)
399300407		07	37.3 (1.47)	22.86 (.900)	31.8 (1.25)
399300408		08	41.2 (1.62)	26.67 (1.050)	35.6 (1.40)
399300409		09	45.0 (1.77)	30.48 (1.200)	39.4 (1.55)
399300410		10	48.8 (1.92)	34.29 (1.350)	43.2 (1.70)
399300411		11	52.6 (2.07)	38.10 (1.500)	47.0 (1.85)
399300412	399310412	12	56.4 (2.22)	41.91 (1.650)	50.8 (2.00)
399300413		13	60.2 (2.37)	45.72 (1.800)	54.6 (2.15)
399300414		14	64.0 (2.52)	49.53 (1.950)	58.4 (2.30)
399300415		15	67.8 (2.67)	53.34 (2.100)	62.2 (2.45)
399300416		16	71.6 (2.82)	57.15 (2.250)	66.0 (2.60)
399300417		17	75.4 (2.97)	60.96 (2.400)	69.9 (2.75)
399300418	399310418	18	79.3 (3.12)	64.77 (2.550)	73.7 (2.90)
399300419		19	83.1 (3.27)	68.58 (2.700)	77.5 (3.05)
399300420		20	86.9 (3.42)	72.39 (2.850)	81.3 (3.20)
399300421	399310421	21	90.7 (3.57)	76.20 (3.000)	85.1 (3.35)

NOTES:

1. MATERIAL: SEE TABLE
2. FINISHES: SEE TABLE
3. PRODUCT SPECIFICATION: NOT REQUIRED
4. PACKAGING: NOT REQUIRED
5. MATES WITH: BEAU 90 SERIES, 3.81mm HEADER & EQUIVALENT PARTS
6. "XX" REFERS TO THE QUANTITY OF CIRCUITS

ITEM	QTY. (EVEN NO. OF CIRCUITS)	QTY. (ODD NO. OF CIRCUITS)	DESCRIPTION	MATERIAL	FINISH
8	2	2	SCREW, MOUNTING, M2.5X.450	STEEL	ZN, YELLOW CHROMATE
7	XX	XX	SCREW, M3.5X.280	STEEL	ZN, YELLOW CHROMATE
6	XX	XX	NUT, M3.5, HEX	STEEL	ZN, YELLOW CHROMATE
5	XX/2	(XX+1)/2	REAR ROW TERMINAL (-G30 OPT.)	PHOS. BRONZE	SELECTIVE GOLD
4	XX/2	(XX+1)/2	FRONT ROW TERMINAL (-G30 OPT.)	PHOS. BRONZE	SELECTIVE GOLD
3	XX/2	(XX+1)/2	REAR ROW TERMINAL	PHOS. BRONZE	HOT TIN DIP
2	XX/2	(XX+1)/2	FRONT ROW TERMINAL	PHOS. BRONZE	HOT TIN DIP
1	1	1	BARRIER	THERMOPLASTIC	BLACK

ODD CIRCUIT CONFIGURATION SHOWN

EC NO. 11648 DRAWN: RK 8-23-05 CHK: K: APPR:	QUALITY SYMBOLS MAJOR CRITICAL SPC S	GENERAL TOLERANCES: (UNLESS SPECIFIED) mm INCH 4 PLACES ±.038 ±.0015 3 PLACES ±.038 ±.005 2 PLACES ±.13 ±.01 1 PLACE ±.3 ANGULAR: ±2°	SCALE 2:1	DESIGN UNITS <input type="checkbox"/> mm <input checked="" type="checkbox"/> INCH	THIRD ANGLE PROJECTION	TITLE: PLUG, RWE, 3.81MM EUROMATE ASSY, -E			
			DRAWN BY & DATE C. YORK 03-22-04	CHECKED BY & DATE R. KEMP 03-22-04	APPROVED BY & DATE GHR 03-22-04	CAD FILENAME 9368XX	MATERIAL NO. SEE CHART	DRAWING NO. SD-39930-001	SHEET NO. 1 OF 1
			DRAFT WHERE APPLICABLE MUST REMAIN WITHIN DIMENSIONS			THIS DRAWING CONTAINS INFORMATION THAT IS PROPRIETARY TO MOLEX INCORPORATED AND SHOULD NOT BE USED WITHOUT WRITTEN PERMISSION.			SIZE B
			PROJECT NO. - - - DIMENSIONS: SHT REV <input checked="" type="checkbox"/> mm <input type="checkbox"/> INCH <input type="checkbox"/> mm <input type="checkbox"/> ONLY REVISE ON CAD ONLY						