



SOT-89 Plastic-Encapsulate Transistors

TRANSISTOR (PNP)

FEATURES

- Low saturation voltage
- Excellent DC current gain characteristics
- **Pb-Free package is available**
RoHS product for packing code suffix "G"
Halogen free product for packing code suffix "H"

MAXIMUM RATINGS (T_A=25°C unless otherwise noted)


Symbol	Parameter	Value	Units
V _{CB0}	Collector-Base Voltage	-50	V
V _{CE0}	Collector-Emitter Voltage	-50	V
V _{EBO}	Emitter-Base Voltage	-6	V
I _C	Collector Current -Continuous	-2	A
P _C	Collector Power dissipation	500	mW
T _J	Junction Temperature	150	°C
T _{stg}	Storage Temperature	-55-150	°C

SOT-89

1. BASE

2. COLLECTOR

3. EMITTER



ELECTRICAL CHARACTERISTICS (T_{amb}=25°C unless otherwise specified)

Parameter	Symbol	Test conditions	MIN	TYP	MAX	UNIT
Collector-base breakdown voltage	V _{(BR)CBO}	I _C =-50μA, I _E =0	-50			V
Collector-emitter breakdown voltage	V _{(BR)CEO}	I _C =-1mA, I _B =0	-50			V
Emitter-base breakdown voltage	V _{(BR)EBO}	I _E =-50μA, I _C =0	-6			V
Collector cut-off current	I _{CBO}	V _{CB} =-50V, I _E =0			-0.1	μA
Emitter cut-off current	I _{EBO}	V _{EB} =-5V, I _C =0			-0.1	μA
DC current gain	h _{FE}	V _{CE} =-2V, I _C =-500mA	82		270	
Collector-emitter saturation voltage	V _{CE(sat)}	I _C =-1A, I _B =-50mA			-0.35	V
Transition frequency	f _T	V _{CE} =-2V, I _C =-0.5A, f=100MHz		200		MHz
Collector output capacitance	C _{ob}	V _{CB} =-10V, I _E =0, f=1MHz		36		pF

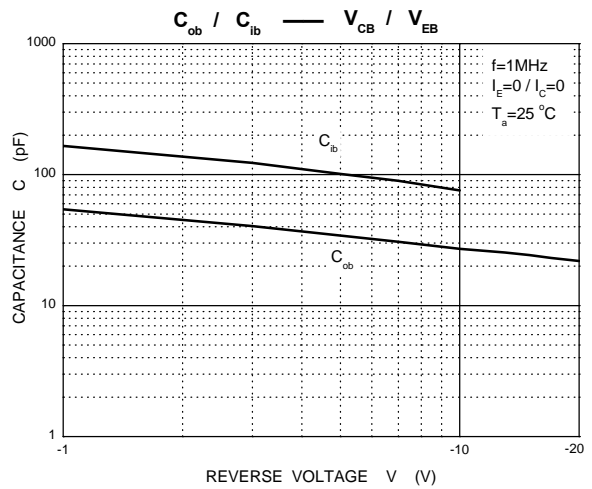
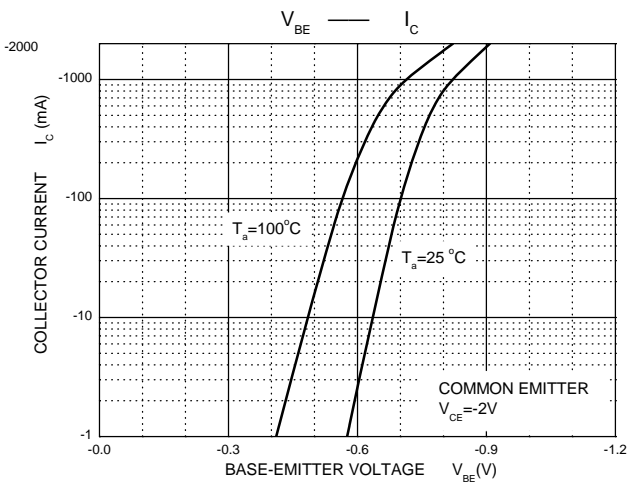
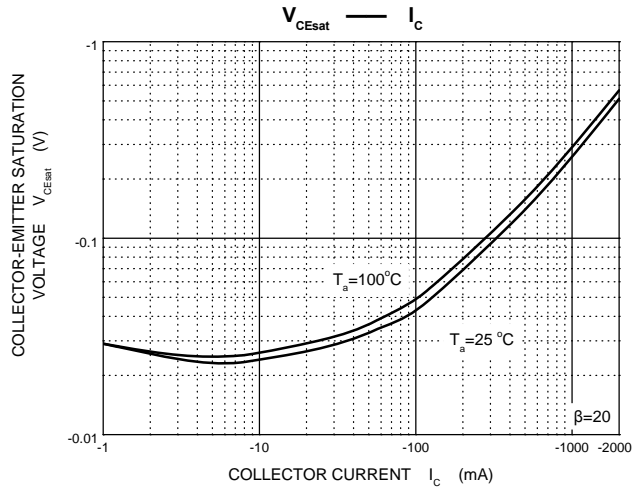
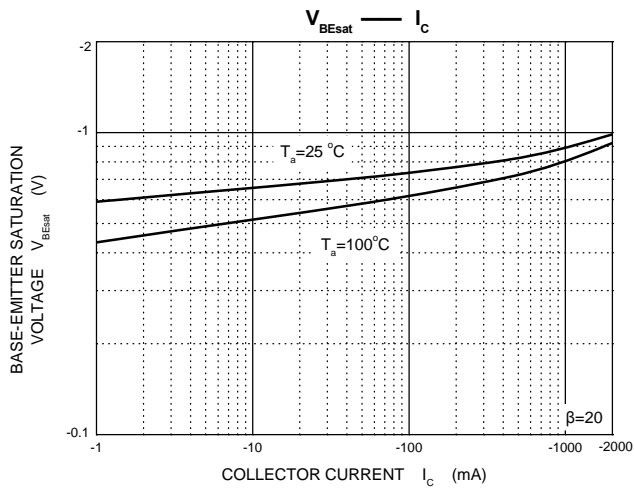
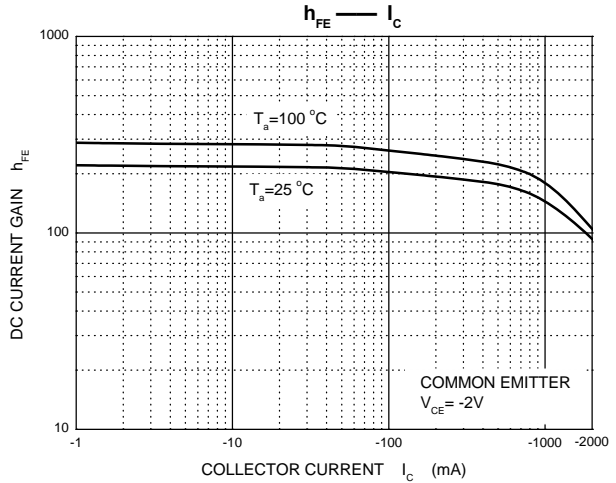
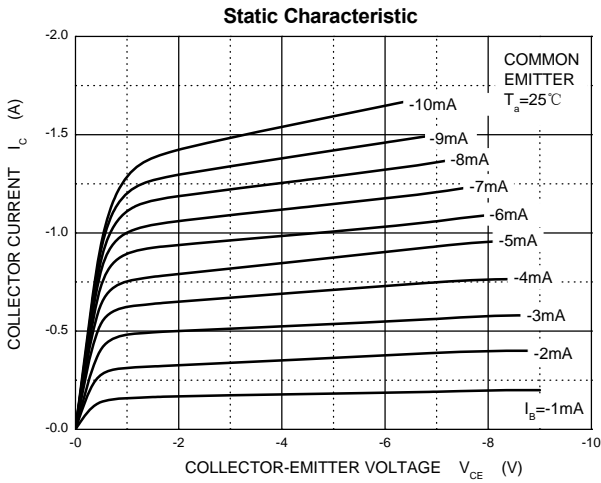
CLASSIFICATION OF h_{FE}

Rank	P	Q
Range	82-180	120-270
Marking	AGP	AGQ



SOT-89 Plastic-Encapsulate Transistors

Typical Characteristics



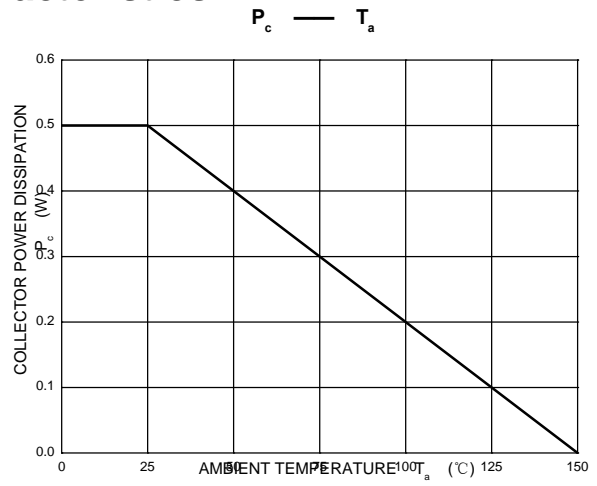
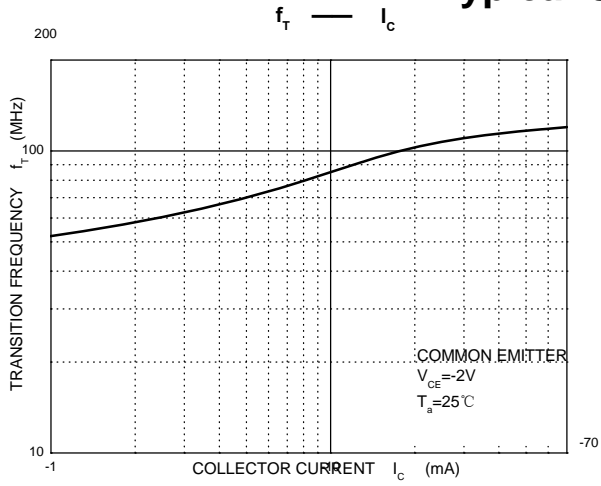
f_T — I_c

P_c — T_a



SOT-89 Plastic-Encapsulate Transistors

Typical Characteristics

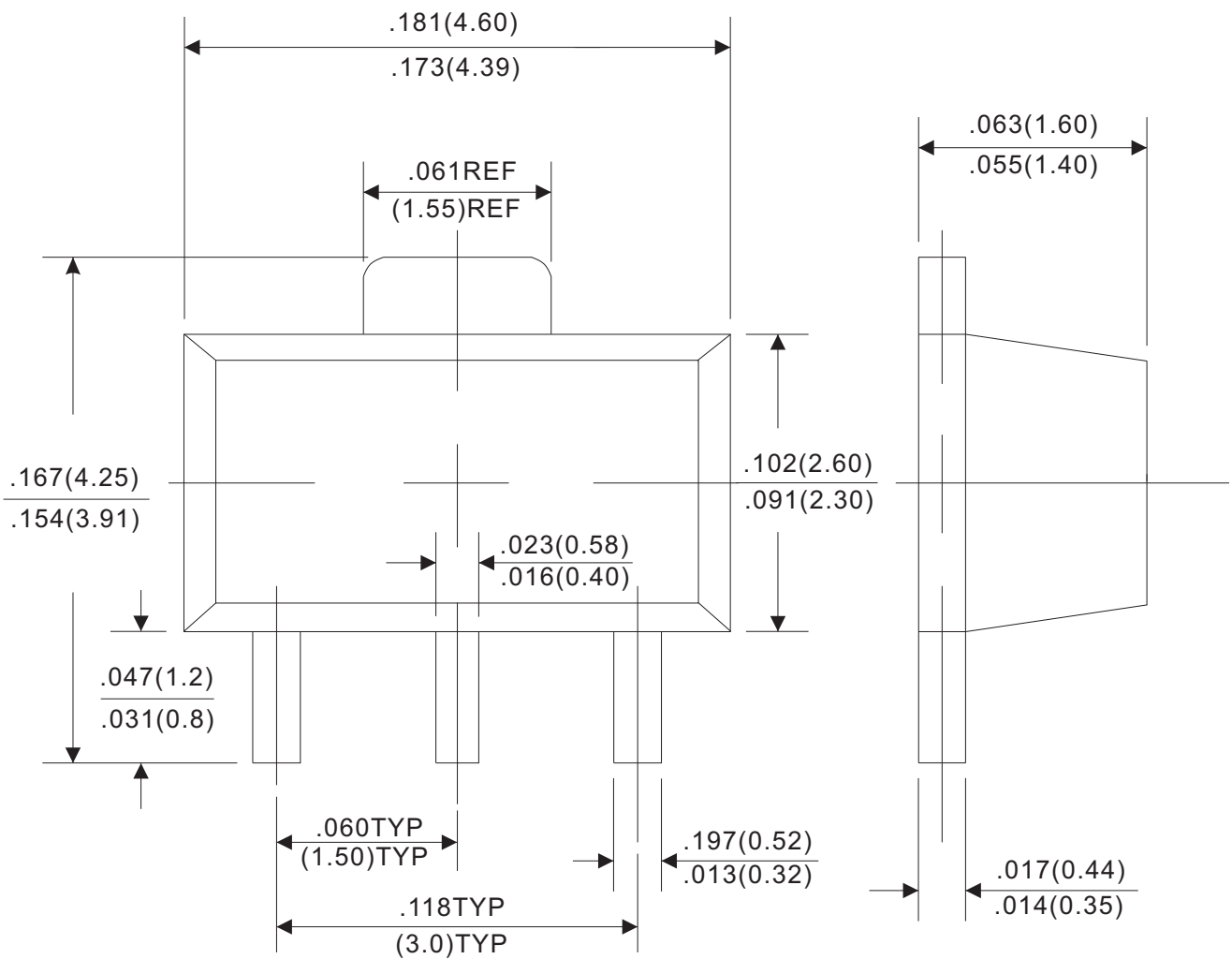




SOT-89 Plastic-Encapsulate Transistors

Outline Drawing

SOT-89



Dimensions in inches and (millimeters)