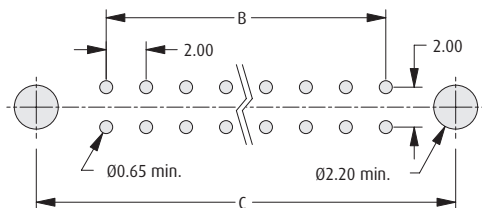



Datamate Connectors

Male PC Tail with Board Mount

- ❖ Mates with female connectors shown on pages 26, 28-30 and 32-33.
- ❖ Board mounts provide PCB strain relief.

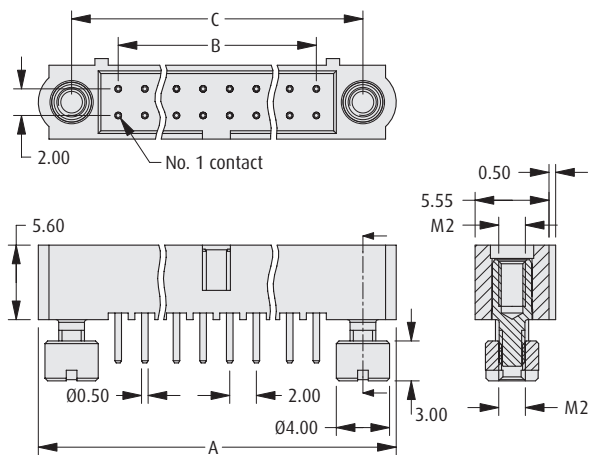


Recommended PC Board Pattern

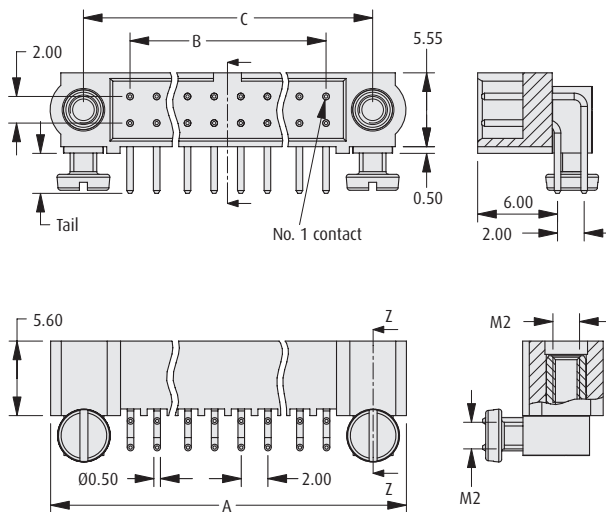
CALCULATION

A	$B + 12$
B	Total No. of contacts - 2
C	$B + 7$

VERTICAL



HORIZONTAL



HOW TO ORDER

M80 - 5 X X XX XX

SERIES CODE

1	Vertical
4	Horizontal
0	3mm Tails
1	4.5mm Tails

FINISH

05	Gold	
22	Gold + Tin/Lead	
42	Gold + Tin	

TOTAL NO. OF CONTACTS

04 to 50

Even numbers only

All dimensions in mm.

www.harwin.com

