



FEATURES:

- Wide Input Range (4:1)
- 24 Pin DIP Package
- Metal package
- High efficiency up to 82%
- Operating temperature -40°C to + 85°C
- Input / Output isolation 1500 VDC
- Pin compatible with multiple manufacturers
- Continuous short circuit protection



Models
Single output

Model	Input Voltage (V)	Output Voltage (V)	Output Current max (mA)	Capacitive load, max (µF)	Efficiency (%)
AM6TW-2412S-RVZ	9-36	12	500	470	82
AM6TW-2415S-RVZ	9-36	15	400	330	80
AM6TW-4812S-RVZ	18-72	12	500	470	78
AM6TW-4815S-RVZ	18-72	15	400	330	78

Models
Dual output

Model	Input Voltage (V)	Output Voltage (V)	Output Current max (mA)	Capacitive load, max (µF)	Efficiency (%)
AM6TW-2412D-RVZ	9-36	±12	±250	±100	81
AM6TW-2415D-RVZ	9-36	±15	±200	±68	80
AM6TW-4812D-RVZ	18-72	±12	±250	±100	78
AM6TW-4815D-RVZ	18-72	±15	±200	±68	75

Input Specifications

Parameters	Nominal	Typical	Maximum	Units
Voltage Range	24	9-36		VDC
	48	18-72		
Filter	π (Pi) Network			
Absolute Max Rating	24 Vin	-0.7-40		VDC
	48 Vin	-0.7-80		

Isolation Specifications

Parameters	Conditions	Typical	Rated	Units
Tested I/O voltage	3 sec		1500	VDC
Resistance		> 1000		MOhm
Capacitance		60		pF

Output Specifications

Parameters	Conditions	Typical	Maximum	Units
Voltage Balance	Balanced Load	±1		%
Voltage accuracy		±1		%
Short circuit protection	Continuous			
Short circuit restart	Auto Recovery			
Line voltage regulation		±0.5		%
Load voltage regulation		±0.5		%
Temperature coefficient		±0.02		%/°C
Ripple & Noise	At 20MHz Bandwidth	60		mV p-p

General Specifications

Parameters	Conditions	Typical	Maximum	Units
Switching frequency	100% load	100-400		KHz
Operating temperature	Full Load (see derating chart)	-40 to +85		°C
Storage temperature		-40 to +125		°C
Max Case temperature			100	°C
Cooling	Free air convection			
Humidity			95	%
Case material	Nickel coated copper			
Weight		15		g
Dimensions(L x W x H)	Tolerance ± 0.5 mm or ± 0.02 inches	1.25 x 0.8 x 0.4 inches	31.75 x 20.32 x 10.16 mm	
MTBF	>2,200,000 hrs (MIL-HDBK -217F, Ground Benign, $t=+25^{\circ}\text{C}$)			

Safety Specifications

Parameters

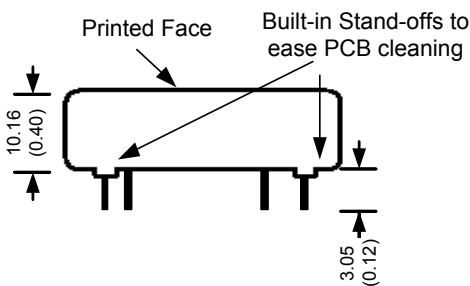
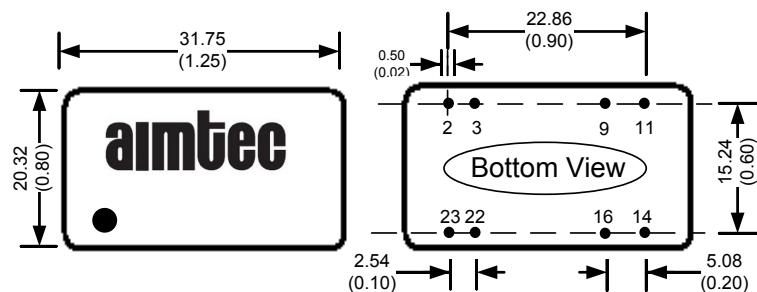
Standards	Designed to meet IEC 60950-1
-----------	------------------------------

NOTE: All specifications in this datasheet are measured at an ambient temperature of 25°C, humidity<75%, nominal input voltage and at rated output load unless otherwise specified.

Pin Out Specifications

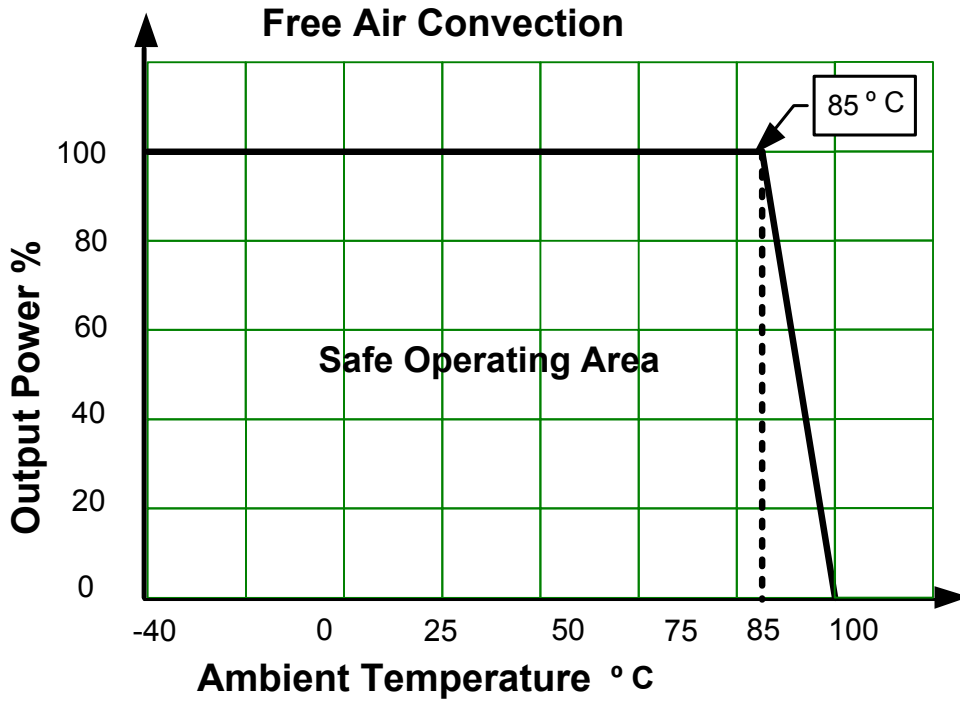
Pin	1500 VDC	
	Single	Dual
2	-V Input	-V Input
3	-V Input	-V Input
9	No pin	Common
11	N.C.	-V Output
14	+V Output	+V Output
16	-V Output	Common
22	+V Input	+V Input
23	+V Input	+V Input

Dimensions



All dimensions are typical: millimeters (inches)
 Pin Diameter: 0.50 ± 0.05 (0.02 ± 0.002)
 Pin Pitch Tolerance: ± 0.35 (± 0.014)
 Case Tolerance: ± 0.5 (± 0.02)

Derating



NOTE: 1. Datasheets are updated as needed and as such, specifications are subject to change without notice. Once printed or downloaded, datasheets are no longer controlled by Aimtec; refer to www.aimtec.com for the most current product specifications. 2. Product labels shown, including safety agency certifications on labels, may vary based on the date manufactured. 3. Mechanical drawings and specifications are for reference only. 4. All specifications are measured at an ambient temperature of 25°C, humidity<75%, nominal input voltage and at rated output load unless otherwise specified. 5. Aimtec may not have conducted destructive testing or chemical analysis on all internal components and chemicals at the time of publishing this document. CAS numbers and other limited information are considered proprietary and may not be available for release. 6. This product is not designed for use in critical life support systems, equipment used in hazardous environments, nuclear control systems or other such applications which necessitate specific safety and regulatory standards other the ones listed in this datasheet. 7. Warranty is in accordance with Aimtec's standard Terms of Sale available at www.aimtec.com.