

# The NUTEC-1002 'DUAL' has just about two of everything and that's a fact.

In the NTD-1002 Dual you have a truly industrial machine that can handle almost any dry application, standard or non-standard.

The design incorporates as standard a 2-stage start function, full overheat protection and bypass cooled Turboflo® vacuum turbines, making this the ideal choice for industrial use.

The machine is fitted as standard with two filter stages to ensure optimised performance to the highest 1/2 micron standards, and dual universal hose connections: the top one provides cyclonic separation for general debris, wood shavings etc., whilst the lower connection can be selected in conjunction with giant disposable filter bags which simplifies emptying - you choose dependent on your application. The 4-wheel chassis is of all-welded tubular steel construction with a quick release drum feature for emptying, and the giant transit wheels provide excellent mobility over all surfaces.

When it comes to accessories, the choice is enormous and individual accessories and accessory kits should be selected to suit your specific needs. There's three basic sizes: 32mm (1 1/4"), 38mm (1 1/2") and 51 mm (2"), with a whole selection of longer hoses, stainless steel tubesets, the unique structural foam series of Multiflo® floor nozzles and gulper systems. The choice is vast. A more versatile machine packed with more practical features would be very hard to find.

**...Yes, two of almost everything makes the "DUAL" much more than twice as good.**






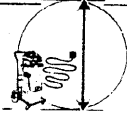


## STATE OF THE ART TECHNOLOGY



The Turboflo® 'ACT-2000' bypass airflow turbine incorporates features designed to satisfy the most stringent commercial and industrial applications and standards worldwide. Superb efficiency by virtue of its four individual performance stages, and running on twin oversized ball bearings, lubricated, dust and moisture protected for life.

Independent cooling fully safeguards against overheating, whilst the unique ceramic core introduces a new level of reliability to industrial turbine technology.

## DATA... DATA... DATA...

			
<b>Motor</b>	<b>Power</b>	<b>Airflow</b>	<b>Suction</b>
2000W	230/120V AC 50/60Hz	82.0 litre/sec	2450mm/wg
			
<b>Capacity</b>	<b>Cleaning Range</b>	<b>Weight</b>	<b>Size</b>
25 litres (cyclonic) 17 litres (with 3B bag)	31.8m (104ft.)	28Kgs	510 x 510 x 950mm

Motor with shown the MAXIMUM output watts. However, in accord with the specific requirements of the machine, international standards do require that machines also show MEAN output watts. With this being the average watts consumed during normal use of a 2000 watts MAX x 1600 watts MEAN.




Giant transit wheels  
and heavy duty castors



Twin hose connection  
allows for a choice of  
Cyclonic or Giant Dust  
Bag operation, to suit  
various applications

Just a few from the comprehensive range of accessories



# Numatic INTERNATIONAL

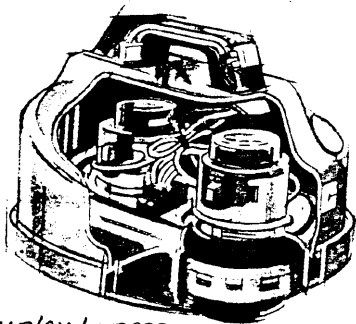
Distributed by:

231 380/97031 A

Numatic International Limited, Chard, Somerset, TA20 2BB


Tel: 01460 68480 Fax: 01460 68560

•Sales - Tel: 01460 68600 Fax: 01460 68458




Duplex bypass  
power head

Service centre  
handle



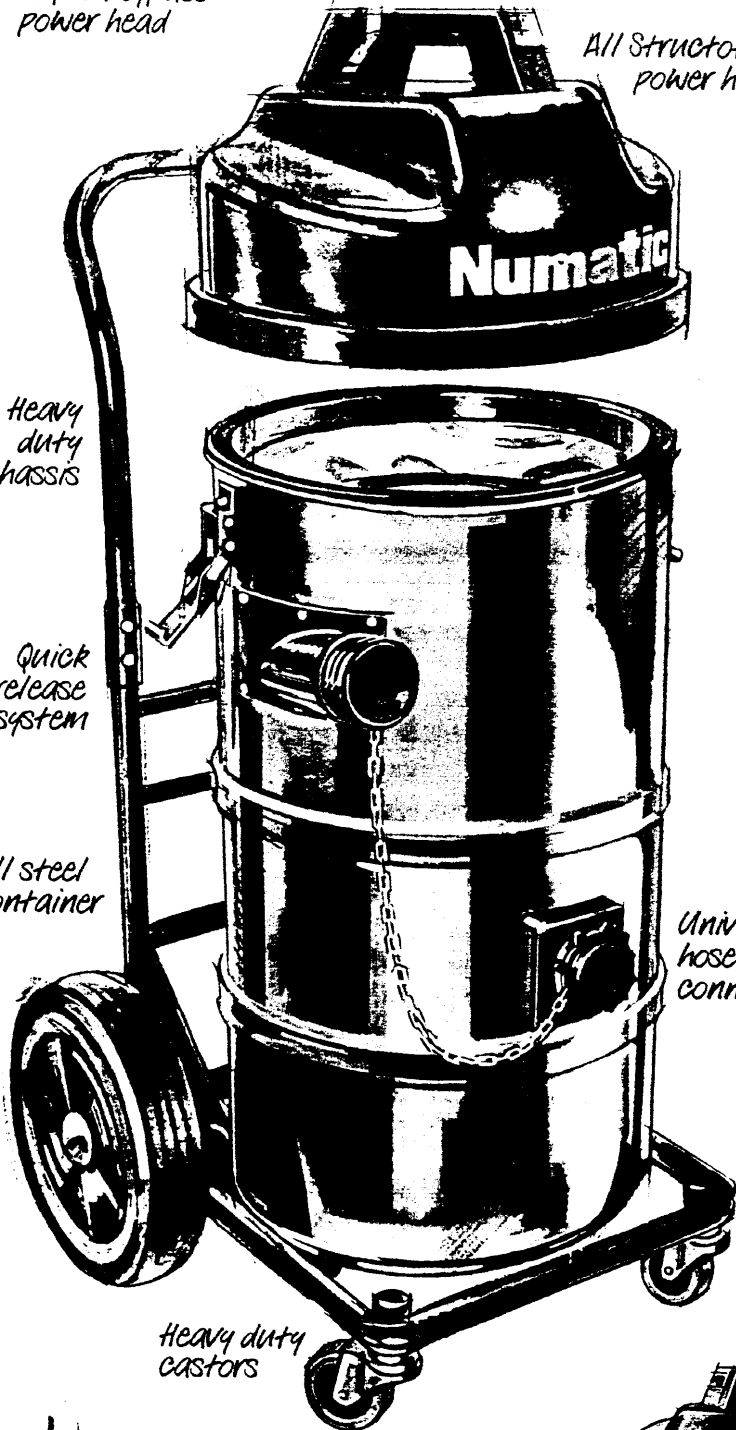
All Structofoam  
power head



Heavy  
duty  
chassis

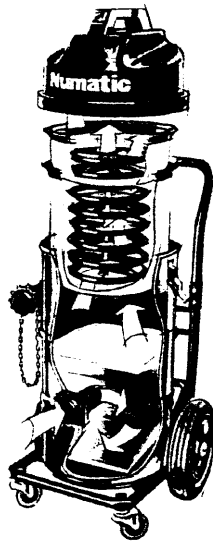
Quick  
release  
system

All steel  
container



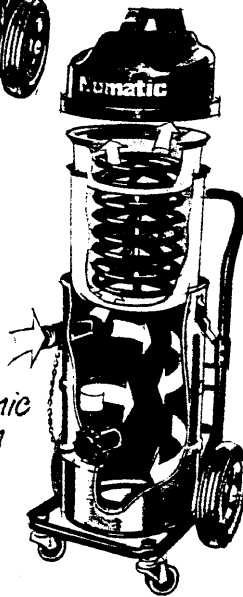
Heavy duty  
castors

Optional  
giant dust  
bags




Universal  
hose  
connector

Full cyclonic  
separation



Giant banjo  
filter



Large transit  
wheels

NTD-7000

