

## FEATURES AND SPECIFICATIONS

### Features and Benefits

- Sizes 2 to 25 circuits
- Preloaded, single piece construction allows for fully automated termination
- Packaged in plastic tubes to allow for automated manufacturing and to minimize product handling
- Front polarizing ribs prevent pin damage during disconnect; housing cannot be twisted off pins
- Mates with 70544, 70546, 70554 and 70556 polarized nonlatching headers (not in catalog)

### Reference Information

Product Specification: PS- 70400

Packaging: Tube

UL File No.: E29179

CSA File No.: LR19980

Use With Molex Cable: 7307, 7767, 8996, 8997, 24226, 24241, 24369 and 24389

Designed In: Inches

### Electrical

Voltage: 250V

Current: 1.2A—28 AWG; 1.8A—26 AWG

3.0A—24 AWG; 3.0A—22 AWG

### Electrical (continued)

Contact Resistance: 15mΩ max.

Dielectric Withstanding Voltage: 1500V

Insulation Resistance: 10,000 MΩ min.

### Mechanical

Contact Retension to Housing: 17.79N (4 lb) min. for 15 sec

Mating Force: Gold—3.08N (.70 lb) per circuit;

Tin—4.15N (.93 lb) per circuit

Unmating Force: Gold—.65N (.15 lb) per circuit;

Tin—2.47N (.55 lb) per circuit

Durability: Gold—50 cycles; Tin—25 cycles

### Physical

Housing: Black glass-filled polyester, UL 94V-0

Contact: Phosphor Bronze

Plating: See Table

Operating Temperature: -40 to +105°C

Insulation and Wire Gauge Range: .053" max. with 22 to 28 AWG stranded discrete wire of flat ribbon cable

Pin Height: .320" max. to .200" min. (measured from top of housing or PCB to top of pin)



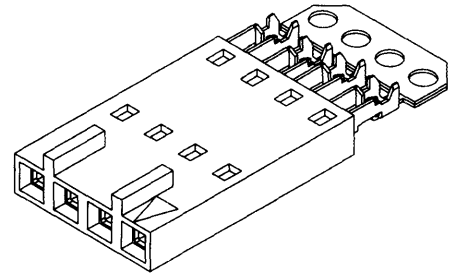
# 2.54mm (.100") Pitch

## SL™

## Insulation Displacement Connector Assembly

### 70400

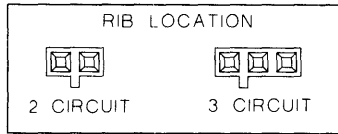
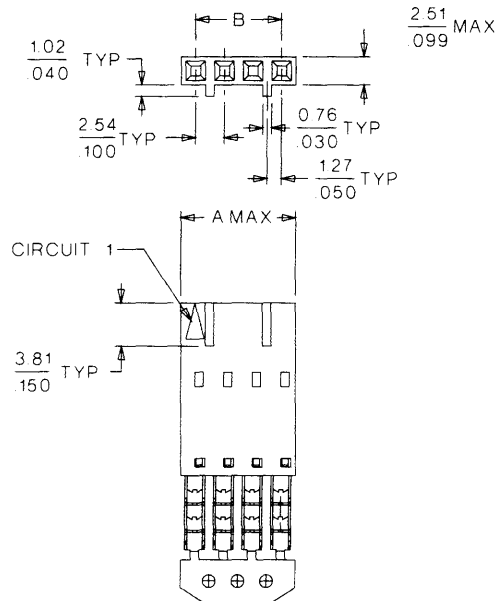
## Female, Single Row Version C, Front Ribs



2.54mm (.100") Pitch

**Not For Use With C-Grid III™ Components**

## CATALOG DRAWING (FOR REFERENCE ONLY)



Wire Gauge Chart	
Code Stamped on Terminals	Wire Gauge (AWG)
A	24
B	26
C	28
D	22

Note: 2 circuit assemblies supplied as grouped pairs

Plating Code (Stripe on Carrier Strip)	
Plating	Color
Tin/Lead	None
15μ" Gold	Yellow
30μ" Gold	Red

Delivered on a carrier with 20 pieces per strip.

Actual Size



Universal Polarizing Pin  
40713-1

Order No. 15-04-0292

## ORDERING INFORMATION AND DIMENSIONS

Circuits	Dimension	
	A	B
2	5.05 (.199)	2.54 (.100)
3	7.59 (.299)	5.08 (.200)
4	10.13 (.399)	7.62 (.300)
5	12.67 (.499)	10.16 (.400)
6	15.21 (.599)	12.70 (.500)
7	17.75 (.699)	15.24 (.600)
8	20.29 (.799)	17.78 (.700)
9	22.83 (.899)	20.32 (.800)
10	25.37 (.999)	22.86 (.900)
11	27.91 (1.099)	25.40 (1.000)
12	30.45 (1.199)	27.94 (1.100)
13	32.99 (1.299)	30.48 (1.200)

Circuits	Dimension	
	A	B
14	35.53 (1.399)	33.02 (1.300)
15	38.07 (1.499)	35.56 (1.400)
16	40.61 (1.599)	38.10 (1.500)
17	43.15 (1.699)	40.64 (1.600)
18	45.69 (1.799)	43.18 (1.700)
19	48.23 (1.899)	45.72 (1.800)
20	50.77 (1.999)	48.26 (1.900)
21	53.31 (2.099)	50.80 (2.000)
22	55.85 (2.199)	53.34 (2.100)
23	58.39 (2.299)	55.88 (2.200)
24	60.93 (2.399)	58.42 (2.300)
25	63.47 (2.499)	60.96 (2.400)

Wire Accommodation (AWG)	Order No.		
	15μ" Gold	30μ" Gold	150μ" Tin/Lead
28	14-56-3XX8	14-56-4XX4	14-60-1XX1
26	14-56-3XX6	14-56-4XX2	14-60-0XX9
24	• 14-56-3XX5	14-56-4XX0	14-60-0XX7
22	14-56-7XX5	14-56-8XX0	14-56-7XX0
Replace XX with no. of circuits, 02-25			

• US Standard Product, available through Molex franchised distributors