




# Automotive Subminiature PCB Power Relay

# PC517



## FEATURES

- 15 Amp continuous current capacity
- Up to 60 amp switching capacity
- Six different contact forms
- Four different contact materials available
- Designed for high inrush applications
- UL Class F insulation standard
- Dust cover or sealed version available

## CONTACT RATINGS

Form		1 Form A (SPST NO)	1 Form B (SPST NC)	1 Form C (DPDT)		1 Form U (SPST-NO-DM)	1 Form V (SPST-NC-DB)	1 Form W (SPDT-DB-DM)	
				NO	NC			NO	NC
Max Switching Current	Make	60 Amps	12 Amps	60 Amps	12 Amps	2 X 40 Amps	2 X 8 Amps	2 X 30 Amps	2 X 5 Amps
	Motor	20 Amps	10 Amps	20 Amps	10 Amps	2 X 20 Amps	2 X 7 Amps	2 X 15 Amps	2 X 5 Amps
Max. Continuous Current		15 Amps	10 Amps	15 Amps	10 Amps	2 X 10 Amps	2 X 7 Amps	2 X 7 Amps	2 X 5 Amps
Minimum Load		.05 Amps @ 5 VDC							
Max. Switching Voltage		See curve page 2, current dependant							

## CONTACT DATA

Material		AgNiO 15 (Silver Nickel Oxide 15%), AgSnOInO (Silver Tin Oxide Indium Oxide)
Initial Contact Resistance		100 milliohms max @ 0.1A, 6VDC
Service Life	Mechanical	1 X 10 <sup>7</sup> Operations
	Electrical	2 X 10 <sup>5</sup> Operations

## CHARACTERISTICS

Operate Time	3 ms. typical
Release Time	1.5 ms. typical
Insulation Resistance	100 megohms min, at 500VDC, 50%RH
Dielectric Strength	500 Vrms, 1 min. between coil and contacts
Shock Resistance	10 g, 11ms, functional; 100 g, destructive
Vibration Resistance	DA 1.5 mm, 20 - 200 Hz functional
Drop Resistance	1 Meter height drop on concrete in final enclosure
Power Consumption	1.1 W approx.
Ambient Temperature Range	-40 to 85 degrees C operating, -40 to 155 storage
Weight	Open: 8 grams; Enclosed: 12 grams approx.

## COIL DATA

Coil Voltage	Resistance ohms ± 10%	Must Operate Voltage Max. (VDC)		Allowable Voltage Max (VDC)	Must Release Voltage Min. (VDC)	
		A, B, C, U, V	W		B, V	A, C, U, W
6	28	3.75	4.5	8	0.35	0.7
12	130	7.50	9.0	16	0.70	1.4
24	520	15.0	18.0	31	1.40	2.8

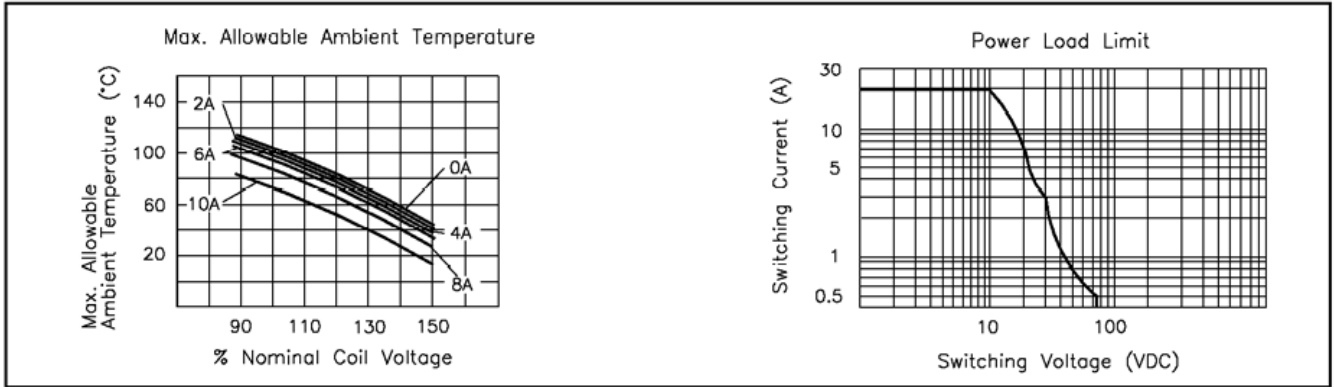


PC517 Rev B 4-14-04

3220 Commander Drive, Suite 102, Carrollton, Texas 75006

Sales: Call Toll Free (888)997-3933 Fax (818) 342-5296 email: pickerwest@sbcglobal.net URL: pickercomponents.com

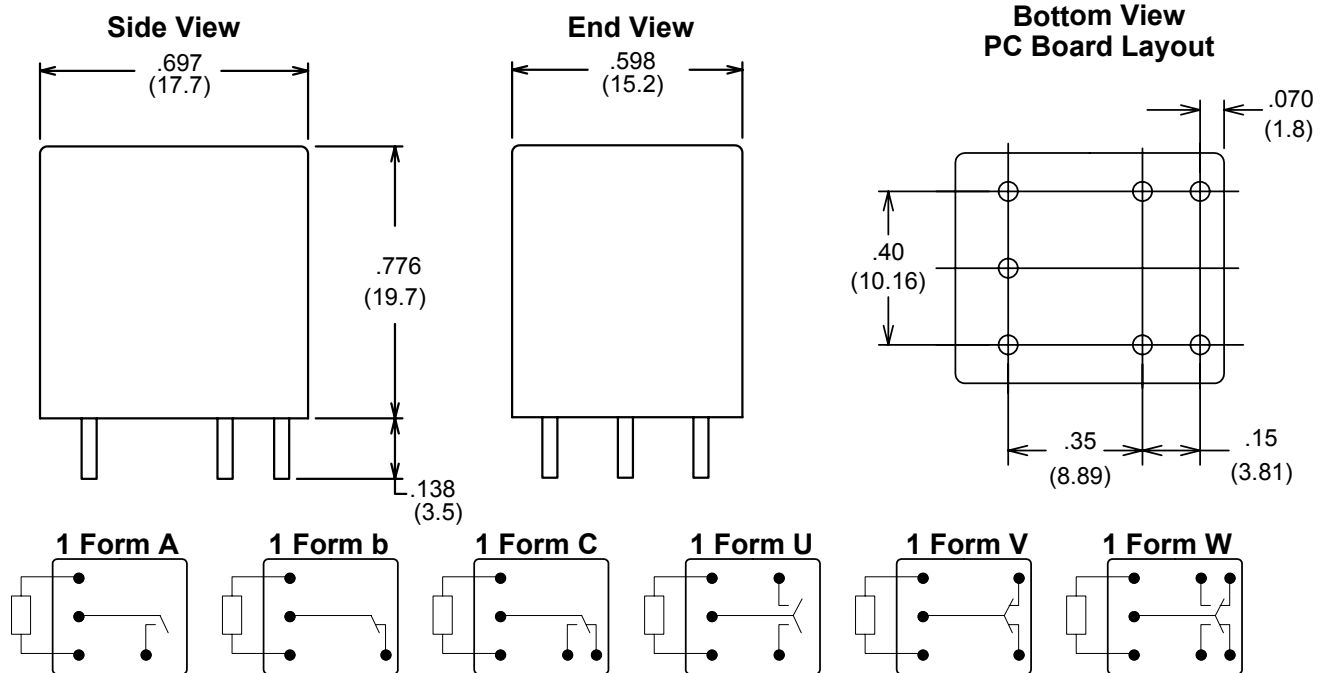
**REFERENCE CURVES**



**ORDERING INFORMATION**

Example:	PC517	-1C	-12	S	T
Model					
Contact Form					
1A, 1B, 1C, 1U, 1V or 1W					
Coil Voltage					
Enclosure					
Nil: Open Frame; S: Sealed; C: Dust Cover					
Contact Material					
Nil: AgSnO; C: AgCdO; T: AgSnOInO					

Dimensions in Inches (millimeters) drawings are 2 X scale



Notes:  
 Contact Form W shown  
 On other contact forms Unused Pins are Omitted  
 Maximum make current refers to inrush current of a lamp load  
 Tolerances ± .010 unless otherwise noted



3220 Commander Drive, Suite 102, Carrollton, Texas 75006

Sales: Call Toll Free (888) 997-3933 Fax (818) 342-5296 email: pickerwest@sbcglobal.net URL: pickercomponents.com