



DC COMPONENTS CO., LTD.

RECTIFIER SPECIALISTS

SK22FL
THRU
SK210FL

TECHNICAL SPECIFICATIONS OF SURFACE MOUNT SCHOTTKY BARRIER RECTIFIER
VOLTAGE RANGE - 50 to 100 Volts CURRENT - 2.0 Ampere

FEATURES

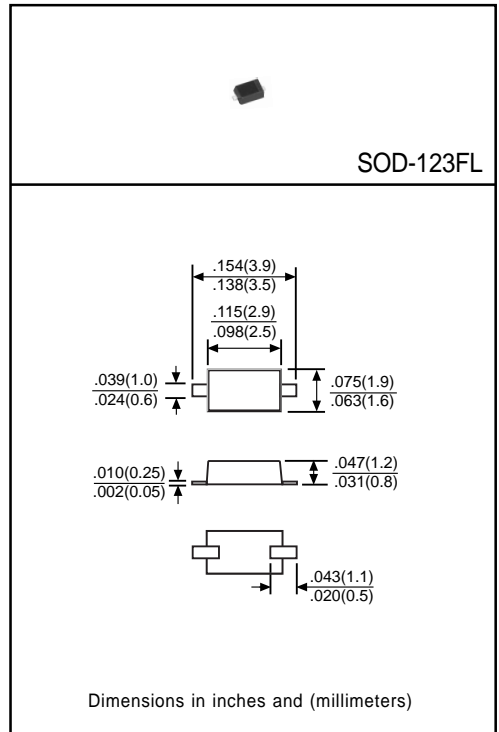
- * Ideal for surface mounted applications
- * Low leakage current
- * Low profile space
- * Low forward voltage drop
- * High forward surge capability
- * Glass passivated junction

MECHANICAL DATA

- * Case: Molded plastic
- * Epoxy: UL 94V-0 rate flame retardant
- * Terminals: Solder plated solderable per MIL-STD-750, Method 2026
- * Polarity: As marked
- * Mounting position: Any
- * Weight: 0.017 gram

MAXIMUM RATINGS AND ELECTRICAL CHARACTERISTICS

Ratings at 25 °C ambient temperature unless otherwise specified.
Single phase, half wave, 60 Hz, resistive or inductive load.
For capacitive load, derate current by 20%.



Dimensions in inches and (millimeters)

	SYMBOL	SK22FL	SK23FL	SK24FL	SK25FL	SK26FL	SK28FL	SK210FL	UNITS
Maximum Recurrent Peak Reverse Voltage	VRRM	20	30	40	50	60	80	100	Volts
Maximum RMS Voltage	VRMS	14	21	28	35	42	56	70	Volts
Maximum DC Blocking Voltage	VDC	20	30	40	50	60	80	100	Volts
Maximum Average Forward Rectified Current at Derating Lead Temperature	IO	2.0							Amps
Peak Forward Surge Current 8.3 ms single half sine-wave superimposed on rated load (JEDEC Method)	IFSM	40							Amps
Maximum Instantaneous Forward Voltage at 2.0A DC	VF	0.55		0.70		0.85			Volts
Maximum DC Reverse Current at Rated DC Blocking Voltage	IR	@ TA = 25°C						10	mAmps
		@ TA = 100°C							
Typical Thermal Resistance (Note 1)	RθJA	28							°C/W
Operating Temperature Range	TJ	-55 to +125							°C
Storage Temperature Range	TSTG	-55 to +150							°C

NOTES :1. Mounted on FR-4 P.C.B. with 0.9X1.5 mm copper pads areas.

RATING AND CHARACTERISTIC CURVES (SK22FL THRU SK210FL)

FIG. 1 - TYPICAL FORWARD CURRENT DERATING CURVE

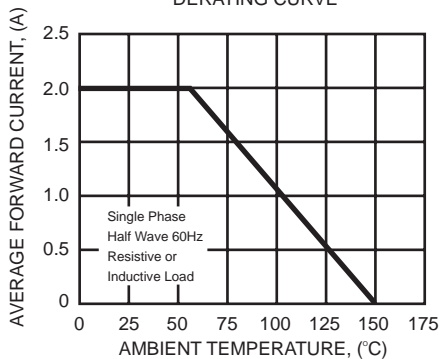


FIG. 2 - MAXIMUM NON-REPETITIVE FORWARD SURGE CURRENT

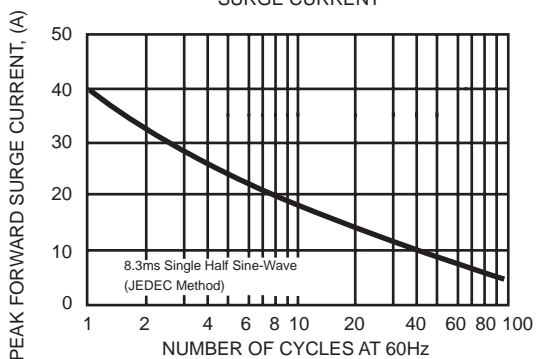


FIG. 3 - TYPICAL INSTANTANEOUS FORWARD CHARACTERISTICS

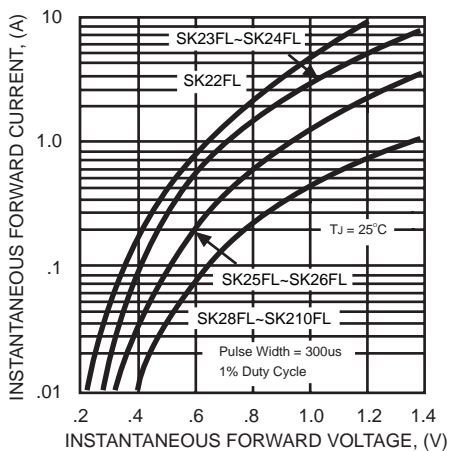


FIG. 4 - TYPICAL REVERSE CHARACTERISTICS

