



# Frontier Electronics Corp.

667 E. COCHRAN STREET, SIMI VALLEY, CA 93065

TEL: (805) 522-9998 FAX: (805) 522-9989

E-mail: [frontiersales@frontierusa.com](mailto:frontiersales@frontierusa.com)

Web: <http://www.frontierusa.com>

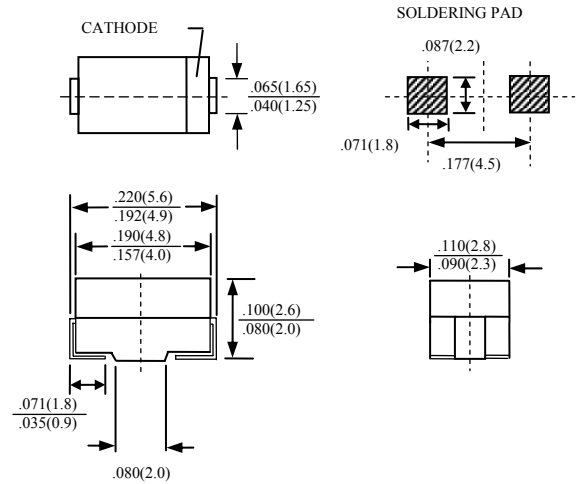
## 2A SURFACE MOUNT SCHOTTKY BARRIER RECTIFIERS SS22A THRU SS210A

### FEATURES

- FOR SURFACE MOUNTED APPLICATIONS
- LOW PROFILE PACKAGE
- BUILT-IN STRAIN RELIEF
- EASY PICK AND PLACE
- PLASTIC MATERIAL USED CARRIES UNDERWRITERS LABORATORY CLASSIFICATION 94 V-0
- EXTREMELY LOW VF
- MAJORITY CARRIER CONDUCTION
- HIGH TEMPERATURE SOLDERING: 250°C/10 SECONDS AT TERMINALS

### MECHANICAL DATA

- CASE: MOLDED PLASTIC, DO-214AC (SMA), DIMENSIONS IN INCHES AND (MILLIMETERS)
- TERMINALS: SOLDER PLATED
- POLARITY INDICATED BY CATHODE BAND
- WEIGHT 0.064 GRAMS



MAXIMUM RATINGS AND ELECTRICAL CHARACTERISTICS RATINGS AT 25°C AMBIENT TEMPERATURE UNLESS OTHERWISE SPECIFIED SINGLE PHASE, HALF WAVE, 60 HZ, RESISTIVE OR INDUCTIVE LOAD. FOR CAPACITIVE LOAD, DERATE CURRENT BY 20%

RATINGS	SYMBOL	SS22A	SS23A	SS24A	SS25A	SS26A	SS28A	SS210A	UNITS
MAXIMUM RECURRENT PEAK REVERSE VOLTAGE	$V_{RRM}$	20	30	40	50	60	80	100	V
MAXIMUM RMS VOLTAGE	$V_{RMS}$	14	21	28	35	42	56	70	V
MAXIMUM DC BLOCKING VOLTAGE	$V_{DC}$	20	30	40	50	60	80	100	V
MAXIMUM AVERAGE FORWARD RECTIFIED CURRENT SEE FIG.1	$I_O$	2.0							A
MAXIMUM OVERLOAD SURGE 8.3ms SINGLE HALF SINE-WAVE	$I_{FSM}$	50							A
TYPICAL THERMAL RESISTANCE (NOTE 2)	$R_{\theta JL}$	17							°C/W
TYPICAL THERMAL RESISTANCE (NOTE 2)	$R_{\theta JA}$	75							°C/W
STORAGE TEMPERATURE RANGE	$T_{STG}$	-55 TO + 150							°C
OPERATING TEMPERATURE RANGE	$T_{OP}$	-55 TO + 125							°C

### ELECTRICAL CHARACTERISTICS ( $A_T T_A = 25^\circ\text{C}$ UNLESS OTHERWISE NOTED)

CHARACTERISTICS	SYMBOL	SS22A	SS23A	SS24A	SS25A	SS26A	SS28A	SS210A	UNITS
MAXIMUM FORWARD VOLTAGE AT 2.0A AND 25°C(NOTE 1)	$V_F$	0.50			0.70		0.85		V
MAXIMUM REVERSE CURRENT AT $T_A=25^\circ\text{C}$ (NOTE 1)	$I_R$	1.0							mA
MAXIMUM REVERSE CURRENT AT $T_A=125^\circ\text{C}$ (NOTE 1)	$I_R$	20.0							mA

NOTE: 1. PULSE TEST : 300μS PULSE WIDTH , 1% DUTY CYCLE

2. P.C.B. MOUNTED 0.55"×0.55 "(14×14 mm ) 0.013mm THICK COPPER PAD AREAS

# RATINGS AND CHARACTERISTIC CURVE SS22A THRU SS210A

FIG. 1 - FORWARD CURRENT DERATING CURVE

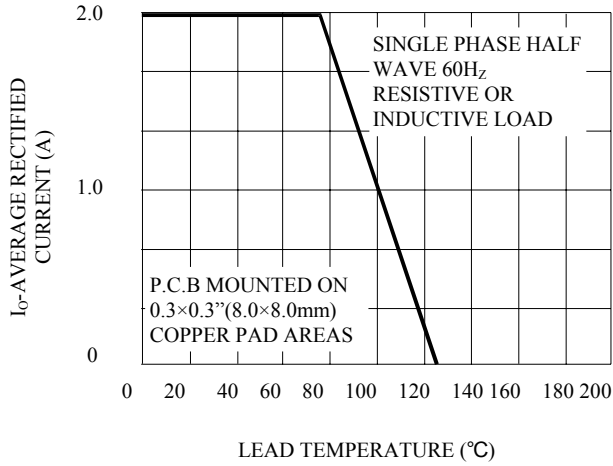


FIG. 2 - TYPICAL INSTANTANEOUS FORWARD CHARACTERISTICS

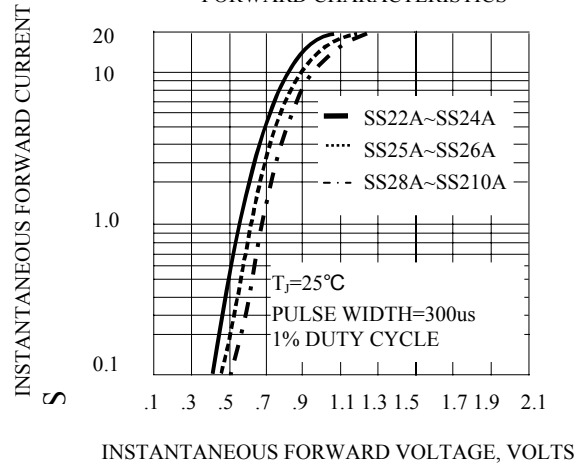


FIG. 3 - TYPICAL REVERSE CHARACTERISTICS

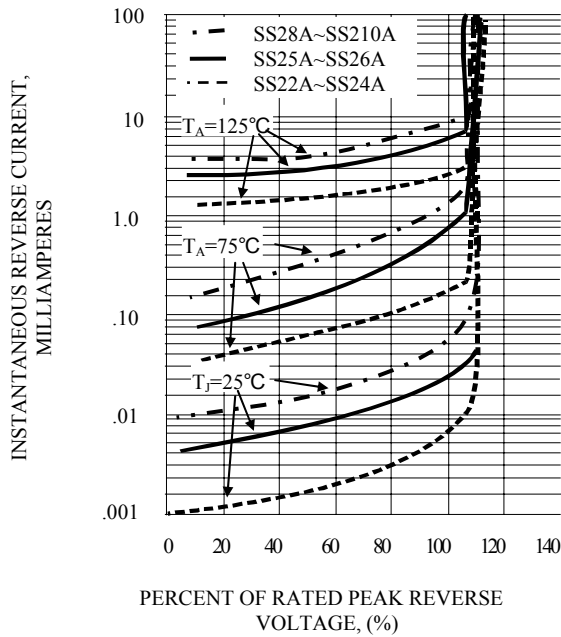


FIG. 4 - TYPICAL JUNCTION CAPACITANCE

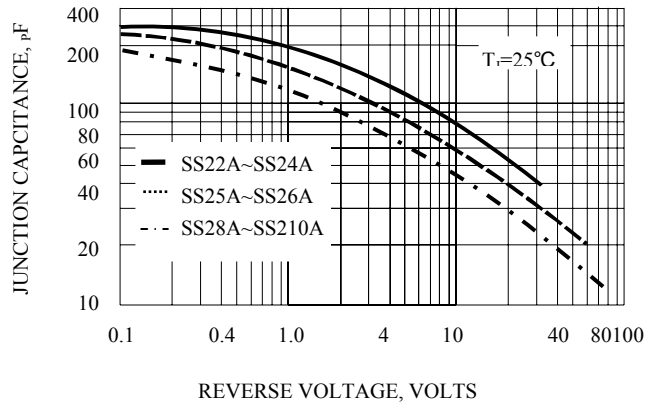


FIG. 5 - MAXIMUM NON-REPETITIVE SURGE CURRENT

