

Token Ring / Bus Networking Transformer

Turns Ratio ⁽¹⁾ (± 2 %)

1 : 1 : 2 : 2

PARAMETER	MIN.	MAX.	UNITS
OCL (Primary)	225		μH
Leakage Inductance		0.3	μH
Capacitance (C _{w/w})		15	pF
Rise Time		5.0	ns
Primary DC Resistance		0.4	ohms
Secondary DC Resistance		0.8	ohms

Designed for use in
either 100 Ω or 150 Ω
16 MHz Applications

IEEE 802.5 Compatible

500 V_{RMS} min. Isolation

Dual Coil Package

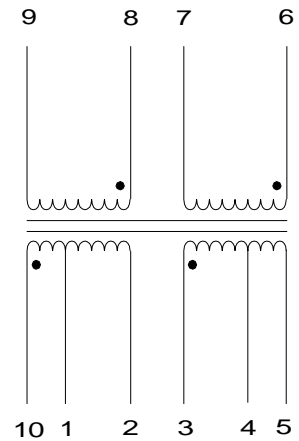
Insertion Loss -0.5 dB
(1 - 20 MHz)

1. Pins 2-10 : 3-5 : 8-9 : 6-7

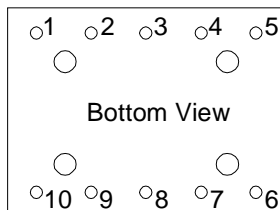
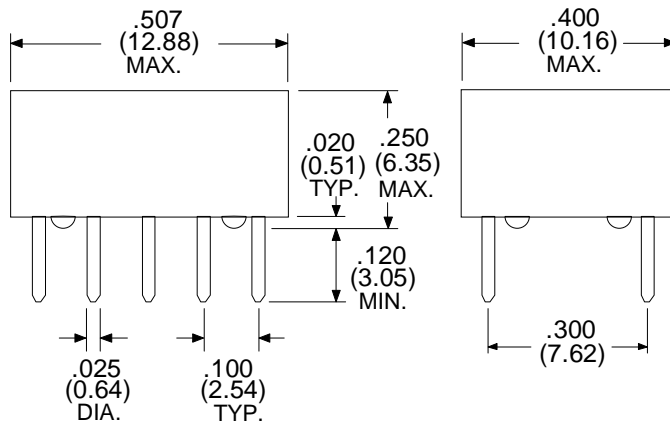
150Ω : 150Ω Pin Connections: (10-5 : 8-9) or (10-5 : 6-7)

100Ω : 150Ω Pin Connections: (1-4 : 8-9) or (1-4 : 6-7)

Schematic Diagram



Physical Dimensions
inches (mm)



RHOMBUS P/N: T-11230

CUST P/N:

NAME:

DATE: 06/18/01

SHEET: 1 of 1