



Shanghai Lunsure Electronic
Technology Co.,Ltd
Tel:0086-21-37185008
Fax:0086-21-57152769

**R2500F
THRU
R3000F**

**200 Milliamp High
Voltage Fast Recovery
Silicon Rectifier
2500 to 3000 Volts**

Features

- Low Cost
- Low Leakage
- Low Forward Voltage Drop
- High Current Capability
- High Voltage
- Fast Switching For Higher Efficiency

Maximum Ratings

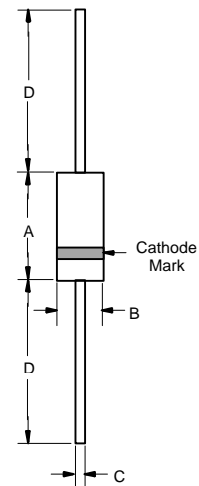
- Operating Temperature: -55°C to +150°C
- Storage Temperature: -55°C to +150°C

Catalog Number	Device Marking	Maximum Recurrent Peak Reverse Voltage	Maximum RMS Voltage	Maximum DC Blocking Voltage
R2500	---	2500V	1750V	2500V
R3000	---	3000V	2100V	3000V

Electrical Characteristics @ 25°C Unless Otherwise Specified

Average Forward Current	$I_{F(AV)}$	200mA	$T_A = 50^\circ\text{C}$
Peak Forward Surge Current	I_{FSM}	30A	8.3ms, half sine
Maximum Instantaneous Forward Voltage R2500F R3000F	V_F	4.0V 5.0V	$I_{FM} = 0.5A;$ $T_A = 50^\circ\text{C}$
Maximum DC Reverse Current At Rated DC Blocking Voltage	I_R	5.0μA 50μA	$T_A = 25^\circ\text{C}$ $T_A = 100^\circ\text{C}$
Typical Junction Capacitance	C_J	30pF	Measured at 1.0MHz, $V_R=4.0V$
Maximum Reverse Recovery Time	T_{rr}	500nS	

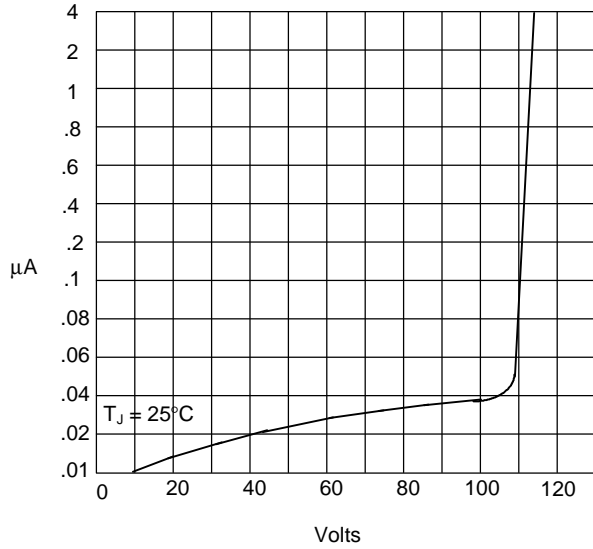
DO-15



DIM	DIMENSIONS				NOTE
	INCHES		MM		
A	.230	.300	5.80	7.60	
B	.104	.140	2.60	3.60	
C	.026	.034	.70	.90	
D	1.000	---	25.40	---	

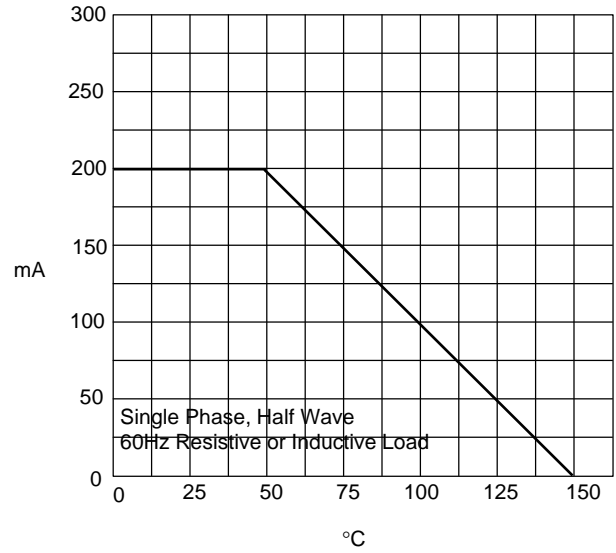


Figure 1
Typical Reverse Characteristics



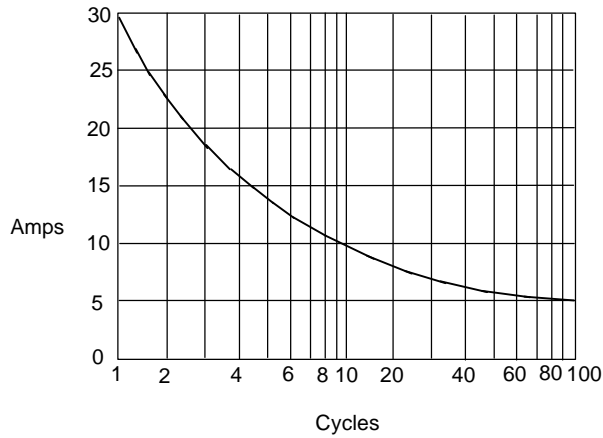
Instantaneous Reverse Current - Micro Amps *versus* Percent Of Rated Peak Reverse Voltage - Volts

Figure 2
Forward Derating Curve



Average Forward Rectified Current - Amperes *versus* Ambient Temperature - °C

Figure 3
Peak Forward Surge Current



Peak Forward Surge Current - Amperes *versus* Number Of Cycles At 60Hz - Cycles