

# Customer Information Sheet

DRAWING No.: D2XXX-42

SHEET 2 OF 2

IF IN DOUBT - ASK

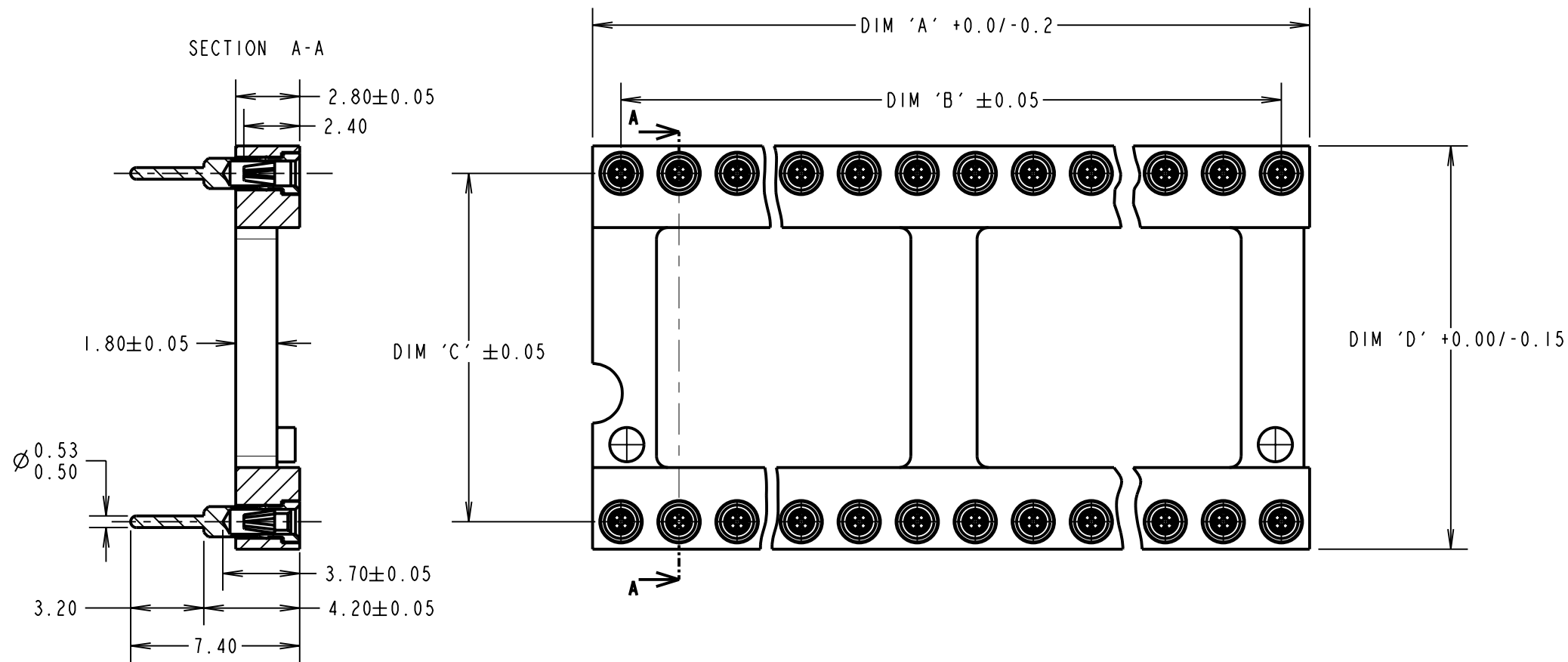
©

NOT TO SCALE

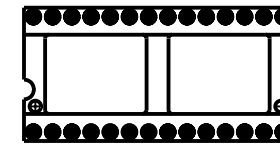
THIRD ANGLE PROJECTION

ALL DIMENSIONS IN mm

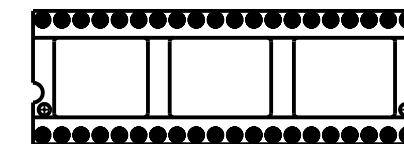
SEE NOTE 2



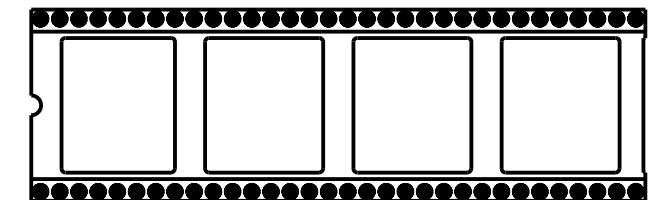
STYLE 1



STYLE 2



STYLE 3



STYLE 4

PART No.	No. OF WAYS	STYLE (SEE NOTE 2)	DIM 'A'	DIM 'B'	DIM 'C'	DIM 'D'
D2806-42	6	1	7.6	5.08	7.62	10.02
D2808-42	8	1	10.1	7.62	7.62	10.02
D2814-42	14	1	17.7	15.24	7.62	10.02
D2816-42	16	2	20.3	17.78	7.62	10.02
D2818-42	18	2	22.8	20.32	7.62	10.02
D2820-42	20	2	25.3	22.86	7.62	10.02
D2922-42	22	2	27.8	25.4	7.62	10.02
D2822-42	22	2	27.8	25.4	10.16	12.6
D2824-42	24	2	30.4	27.94	15.24	17.64
D2924-42	24	2	30.4	27.94	7.62	10.02
D2724-42	24	2	30.4	27.94	10.16	12.6
D2828-42	28	2	35.5	33.02	15.24	17.64
D2832-42	32	2	40.6	38.1	15.24	17.64
D2840-42	40	3	50.8	48.26	15.24	17.64
D2928-42	28	3	35.5	33.02	7.62	10.02
D2948-42	48	3	60.9	58.42	15.24	17.64
D2864-42	64	4	81.2	78.74	22.86	25.4

**SPECIFICATION:**  
**MATERIAL:**  
 MOULDING = HIGH TEMPERATURE PLASTIC UL94V-0, BLACK  
 CONTACT SHELL = BRASS  
 CONTACT CLIP = BERYLLIUM COPPER  
**FINISH:**  
 SHELL = 5µ 100% TIN OVER NICKEL  
 CLIP = GOLD FLASH OVER NICKEL  
**ELECTRICAL:**  
 CURRENT RATING = 1A MAX  
 CONTACT RESISTANCE = 10 MILLIOHMS MAX  
 INSULATION RESISTANCE = 10,000 MEGOHMS  
 DIELECTRIC STRENGTH = 1,000V RMS MIN  
 VOLTAGE RATING = 100V RMS/150V DC  
**MECHANICAL:**  
 INSERTION FORCE (∅0.46mm GAUGE) = 5N MAX  
 WITHDRAWAL FORCE (∅0.46mm GAUGE) = 0.5N MIN  
 DURABILITY = 100 CYCLES MIN  
**ENVIRONMENTAL:**  
 OPERATING TEMPERATURE = -55°C TO +125°C  
**PACKING:**  
 TUBE  
 FOR COMPLETE SPECIFICATION, SEE COMPONENT SPECIFICATION C004 (LATEST ISSUE)

- NOTES:**  
 1. RECOMMENDED MOUNTING HOLE SIZE = ∅0.80mm.  
 2. STYLE REFERS TO No. OF CENTRE BARS ONLY.  
 3. RECOMMENDED MATING PIN = ∅0.40 TO 0.56mm

ORDER CODE:

**D2XXX-42**

No. OF WAYS: \_\_\_\_\_  
 SEE TABLE

FINISH:  
 100% TIN SHELL, GOLD CLIP

SM	19	04.05.10	10777
NAME	ISS.	DATE	C/NOTE
APPROVED: S. MCCULLAGH			
CHECKED:		R. ADDE	
DRAWN:		A. LIOTTA	
CUSTOMER REF.:			
ASSEMBLY DRG:			

**HARWIN**

HARWIN USA TEL: 603 893 5376 FAX: 603 893 5396 mis@harwin.com	HARWIN Europe (UK) TEL: 023 9231 4545 FAX: 023 9231 4590 mis@harwin.co.uk	HARWIN Asia TEL: +65 6 779 4909 FAX: +65 6 779 3868 mis@harwin.com.sg
--	--	--

THIS DRAWING AND ANY INFORMATION OR DESCRIPTIVE MATTER SET OUT HEREON ARE CONFIDENTIAL AND COPYRIGHT PROPERTY OF THE HARWIN GROUP AND MUST NOT BE DISCLOSED, LOANED, COPIED OR USED FOR MANUFACTURING, TENDERING OR FOR ANY OTHER PURPOSE WITHOUT THEIR WRITTEN PERMISSION.

**TOLERANCES**

X. = ±1mm  
 X.X = ±0.25mm  
 X.XX = ±0.10mm  
 X.XXX = ±0.01mm  
 ANGLES = ±5°  
 UNLESS STATED

**MATERIAL:**

SEE ABOVE

**FINISH:**

SEE ABOVE

**S/AREA:**

mm<sup>2</sup>

**TITLE:**

DIL IC SOCKET  
 OPEN FRAME

**DRAWING NUMBER:**

**D2XXX-42**

SHT  
 2 OF 2