

LP Series Miniature Snap-in Slide Switches

Features/Benefits

- 6 to 11 AMPS available
- Easy assembly—Snap-in mounting
- Contamination resistant—extended actuator
- Positive detent
- RoHS compliant

Typical Applications

- Small appliances
- Outdoor appliances
- Portable tools



Models Available

Specifications

CONTACT RATING: Q contact material (LP0X, LP2X Models: 6 AMPS @ 125 V AC or 28 V DC; 3 AMPS @ 250 V AC (UL/CSA). (LP7X, LP8X Models): 11 AMPS @ 125/250 V AC (UL/CSA). See page I-27 for additional ratings.

ELECTRICAL LIFE: 10,000 make-and-break cycles at full load.

INSULATION RESISTANCE: $10^9 \Omega$ min.

DIELECTRIC STRENGTH: 1,000 Vrms min. @ sea level.

CONTACT RESISTANCE: Below 10 m Ω typ. initial @ 2-4 V DC, 100 mA, for both silver and gold plated contacts.

OPERATING TEMPERATURE: -30°C to +65°C

STORAGE TEMPERATURE: -30°C to +85°C

NOTE: Any models supplied with Q, B or G contact material are RoHS compliant.

NOTE: Specifications and materials listed above are for switches with standard options. For information on specific and custom switches, consult Customer Service Center.

Materials

HOUSING: 6/6 nylon (UL94V-2), black.

ACTUATOR: Glass filled acetal, UV and petroleum resistant, black.

CONTACTS: Q contact material: Copper, silver plated. See page I-27 for additional contact materials.

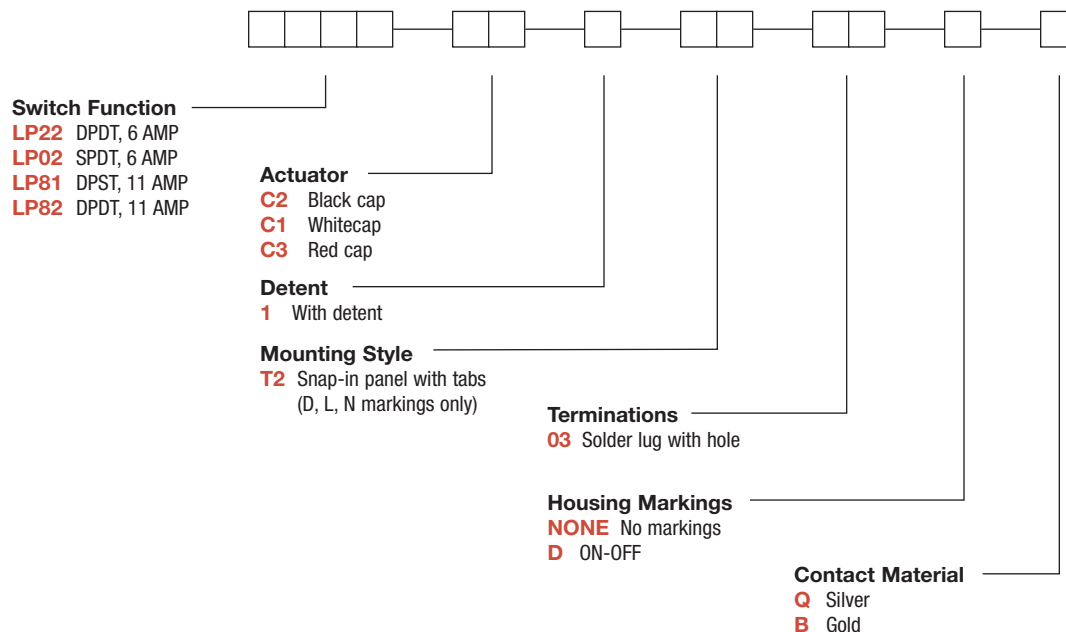
TERMINALS: Q contact material: Copper, silver plated. See page I-27 for additional contact materials.

CONTACT SPRING: Music wire or stainless steel.

TERMINAL SEAL: Epoxy.

Build-A-Switch

To order, simply select desired option from each category and place in the appropriate box. Available options are shown and described on pages I-26 and I-27. For additional options not shown in catalog, consult Customer Service Center.



Dimensions are shown: Inches (mm)

Specifications and dimensions subject to change



Slide

LP Series Miniature Snap-in Slide Switches

SWITCH FUNCTION

NO. POLES	MODEL NO.	AMP RATING*	SWITCH FUNCTION	SCHEMATIC
SP	LP02	6	SPDT	

NO. POLES	MODEL NO.	AMP RATING*	SWITCH FUNCTION	SCHEMATIC
DP	LP22	6	DPDT	
	LP81	11	DPST	
	LP82	11	DPDT	

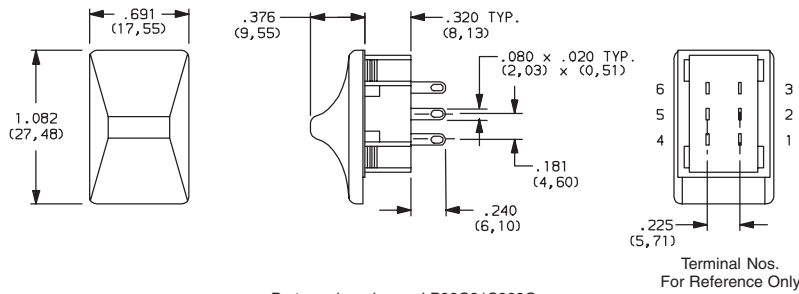


Slide

All models with all options when ordered with 'Q' contact material.

Contacts make on side actuator thrown.

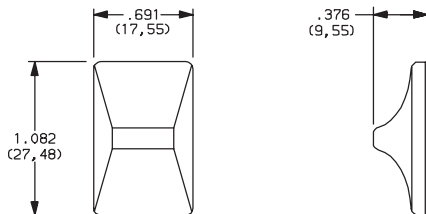
* For complete contact ratings, see CONTACT MATERIALS Section, page I-27.



Part number shown: LP22C21S203Q

ACTUATOR

C1; C2; C3



OPTION CODE2	ACTUATOR CAP COLOR
C2	BLACK
C1	WHITE
C3	RED

NOTE: Actuator finish: gloss. Other colors available, consult Customer Service Center.

DETENT

1 WITH DETENT

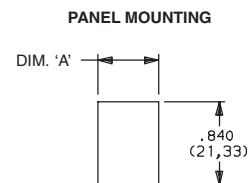
MOUNTING STYLE

T2 SNAP-IN PANEL WITH TABS



Mounting style T2 suitable for markings. See HOUSING MARKINGS options.

PANEL THICKNESS	DIM 'A'
.030-.045 (0,76) (1,14)	.578 (14,68)
.046-.059 (1,17) (1,50)	.585 (14,86)
.060-.089 (1,52) (2,26)	.598 (15,19)
.090-.120 (2,29) (3,05)	.610 (15,49)



Dimensions are shown: Inch (mm)

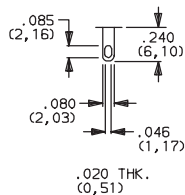
Specifications and dimensions subject to change



LP Series Miniature Snap-in Slide Switches

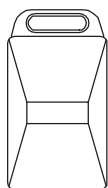
TERMINATIONS

03 SOLDER LUG WITH HOLE

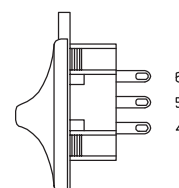
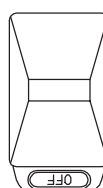
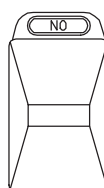


HOUSING MARKINGS

NONE NO MARKINGS



D ON-OFF



NOTE: Housing markings are available with 'T2' mounting style only. The marking color on all housings with marking options 'D' is white, standard. Other marking colors are available, consult Customer Service Center.

Orientation of actuator and terminals.

CONTACT MATERIAL

OPTION CODE	CONTACT MATERIAL	RATINGS	
Q	SILVER ²	POWER	LP0X, LP2X MODELS: 6 AMPS @ 125 V AC or 28 V DC; 3 AMPS @ 250 V AC (UL/CSA). LP7X, LP8X MODELS: 11 AMPS @ 125/250 V AC (UL/CSA).
B	GOLD ¹	LOW LEVEL/DRY CIRCUIT	0.4 VA MAX. @20 V AC OR DC MAX.

* Note: See Technical Data section of this catalog for RoHS compliant and compatible definitions and specifications.

¹ CONTACTS & TERMINALS: Copper, with gold plate over nickel plate.

² CONTACTS & TERMINALS: Copper, silver plated (standard with all termination options).

³ CONTACTS & TERMINALS: Copper, with gold plate over nickel plate over silver plate.

NOTE: Any models supplied with Q or B contact material are RoHS compliant.

All models with all when ordered with 'Q' contact material.



Dimensions are shown: Inches (mm)
Specifications and dimensions subject to change

Slide