

MBR10100CT/FCT/CR/CG

Power Schottky Rectifier - 10Amp 100Volt

Features

- Plastic package has Underwriters Laboratory Flammability Classifications 94V-0
- High Junction Temperature Capability
- Low forward voltage, high current capability
- High surge capacity
- Low power loss, high efficiency
- ESD performance human body mode > 8 KV

Application

- AC/DC Switching Adaptor and other Switching Power Supply

Absolute maximum ratings

Symbol	Ratings	Unit	Conditions
IF(AV)	10	A	Average Forward Current
VRRM	100	V	Repetitive Peak Reverse Voltage
IFSM	120	A	Peak Forward Surge Current
VF	0.66	V	Forward Voltage Drop
Tj, Tstg	-50 to +175	°C	Operating and Storage Temperature

Electrical characteristics

Parameters	Symbol	Ratings	Conditions
Maximum Instantaneous Forward Voltage	VF	0.82V	Per Leg at IF = 5A Tc = 25°C
		0.66V	Tc = 125°C
Maximum Reverse Leakage Current	IR	0.05mA	Per Leg at VR = 100V Tc = 25°C
		10mA	Tc = 125°C
Typical Thermal Resistance, Junction to Case	Rθ(j-c)	2.2 °C/W	Per Leg TO-220AB / TO-262/ TO-263
		4.5 °C/W	ITO-220AB

June 2012 / Rev.6.8

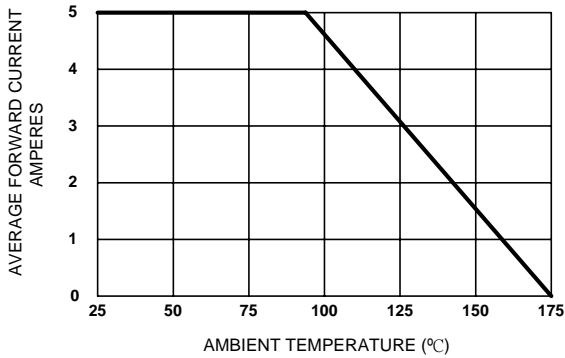


Figure 1. Forward Current Derating Curve

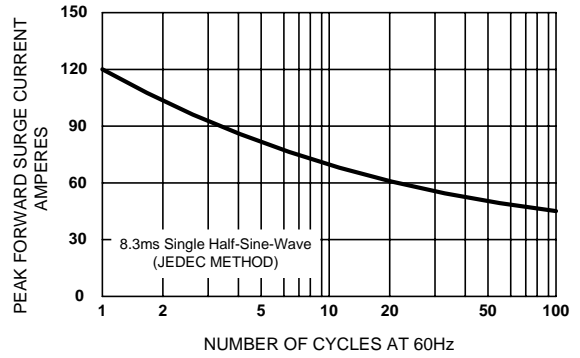


Figure 2. Maximum Non-repetitive Surge Current

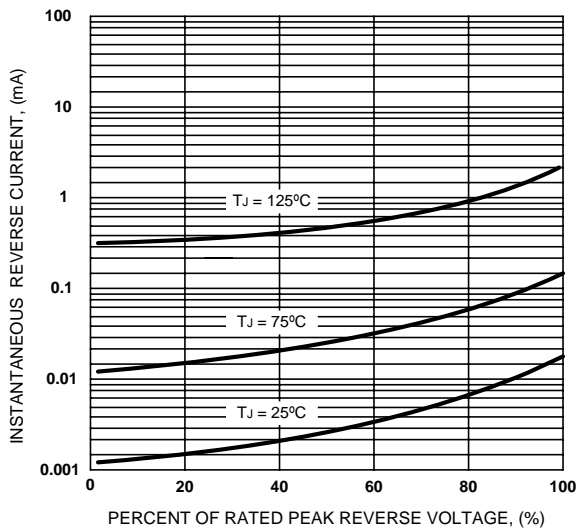


Figure 3. Typical Reverse Characteristics

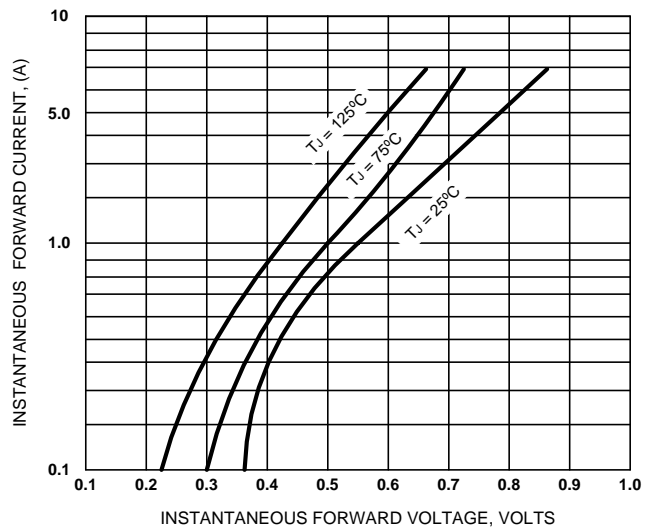


Figure 4. Typical Forward Characteristics

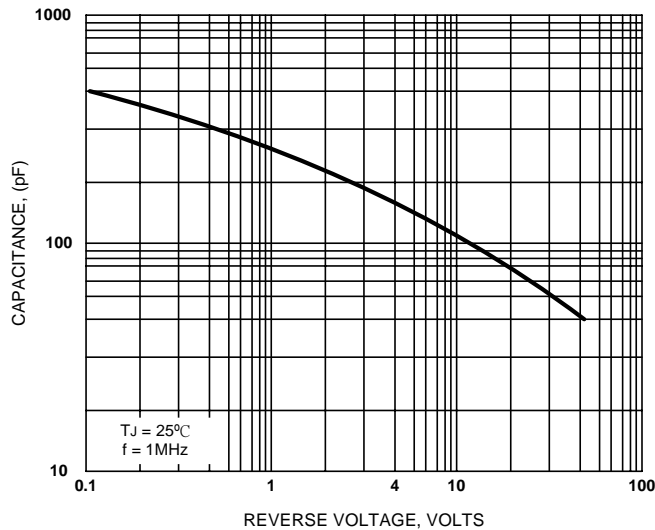
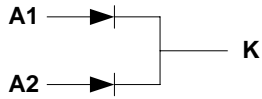
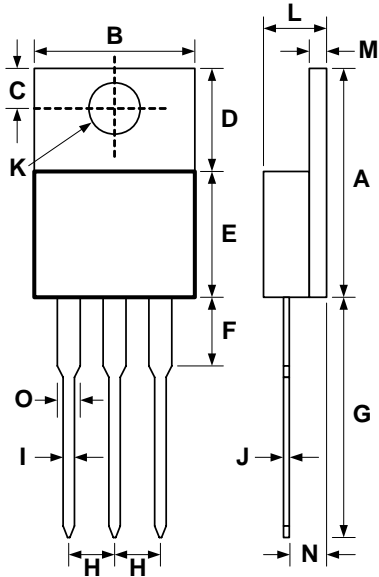


Figure 5. Typical Junction Capacitance

MBR10100CT

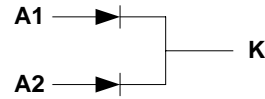
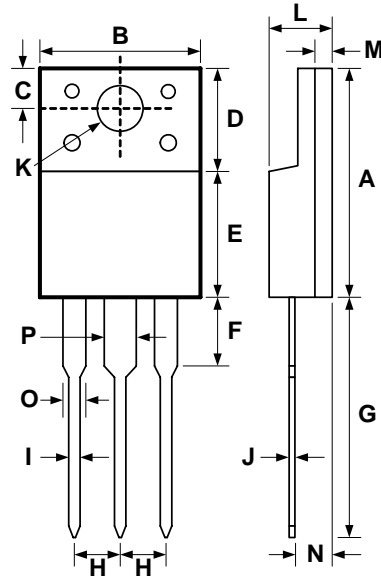
TO-220AB



DIMENSIONS					
DIM	INCHES		MM		NOTE
	MIN	MAX	MIN	MAX	
A	.579	.606	14.70	15.40	
B	.392	.411	9.95	10.45	
C	.104	.116	2.65	2.95	
D	.248	.272	6.30	6.90	
E	.325	.350	8.25	8.90	
F	.126	.157	3.20	4.00	
G	.492	.551	12.50	14.00	
H	.096	.108	2.45	2.75	
I	.028	.039	0.70	1.00	
J	.010	.022	0.25	0.55	
K	.146	.157	3.70	4.00	
L	.167	.187	4.25	4.75	
M	.045	.057	1.15	1.45	
N	.089	.114	2.25	2.90	
O	.047	.055	1.20	1.40	

MBR10100FCT

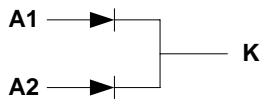
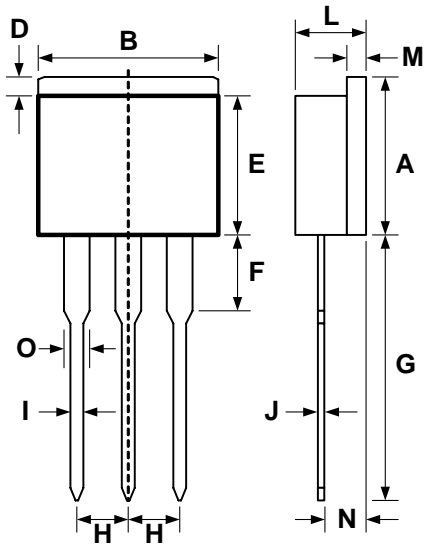
ITO-220AB



DIMENSIONS					
DIM	INCHES		MM		NOTE
	MIN	MAX	MIN	MAX	
A	.577	.600	14.65	15.25	
B	.386	.406	9.80	10.30	
C	.098	.114	2.50	2.90	
D	.258	.274	6.55	6.95	
E	.315	.331	8.00	8.40	
F	.110	.161	2.80	4.10	
G	.508	.571	12.90	14.50	
H	.089	.106	2.25	2.70	
I	.020	.033	0.50	0.85	
J	.020	.028	0.50	0.70	
K	.120	.138	3.05	3.50	
L	.169	.185	4.30	4.70	
M	.051	.063	1.30	1.60	
N	.079	.112	2.00	2.85	
O	.043	.055	1.10	1.40	
P	.051	.071	1.30	1.80	

MBR10100CR

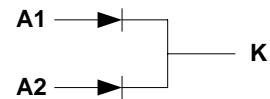
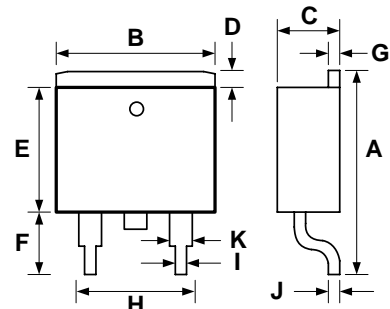
T0-262



DIM	DIMENSIONS				NOTE
	INCHES		MM		
	MIN	MAX	MIN	MAX	
A	.370	.397	9.40	10.10	
B	.392	.411	9.95	10.45	
D	.050	.055	1.27	1.40	
E	.325	.350	8.25	8.90	
F	.126	.138	3.20	3.50	
G	.492	.551	12.50	14.00	
H	.096	.108	2.45	2.75	
I	.028	.039	0.70	1.00	
J	.010	.022	0.25	0.55	
L	.167	.187	4.25	4.75	
M	.045	.057	1.15	1.45	
N	.089	.114	2.25	2.90	
O	.047	.055	1.20	1.40	

MBR10100CG

T0-263



DIM	DIMENSIONS				NOTE
	INCHES		MM		
	MIN	MAX	MIN	MAX	
A	.575	.624	14.60	15.85	
B	.380	.420	9.65	10.65	
C	.159	.191	4.05	4.85	
D	.039	.067	1.00	1.70	
E	.329	.380	8.35	9.65	
F	.197	.216	5.00	5.50	
G	.045	.065	1.15	1.65	
H	.195	.205	4.95	5.20	
I	.020	.039	0.50	1.00	
J	.013	.029	0.35	0.75	
K	.047	.055	1.20	1.40	