

① MOLDING, FEMALE DIALYL PHTHALATE SDG-F, MIL-M-14.

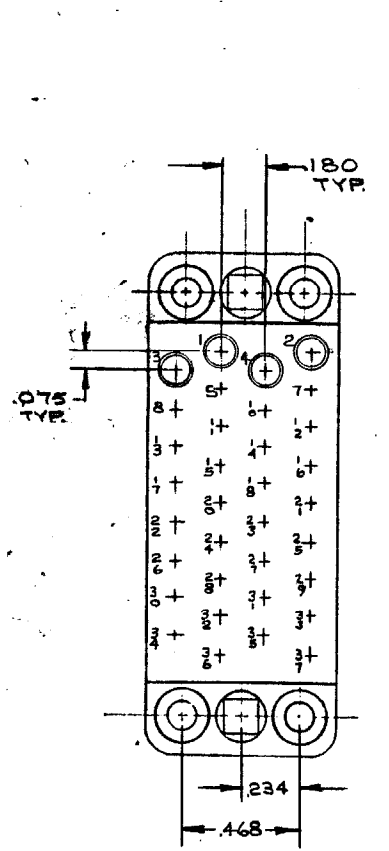
WINCHESTER CATALOG No	A	B	C	D	E
MNAC 34 S	1.688	2.00	.75		
MNAC 50 S	2.282	2.59	.75	2.72	.88
MRAC 66 S	1.969	2.28	1.13		
MRAC 75 S	2.281	.79	1.11	2.72	1.23
MNAC 104 S	2.375	2.75	1.53		

REMOVABLE SOCKET CONTACTS ORDERED SEPARATELY.

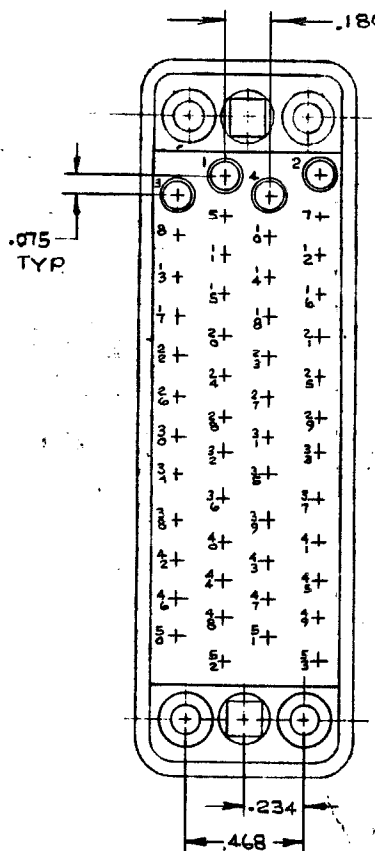
FLANGE ON MNAC 50 S MRAC 75 ONLY

MNAC 34 S SHOWN

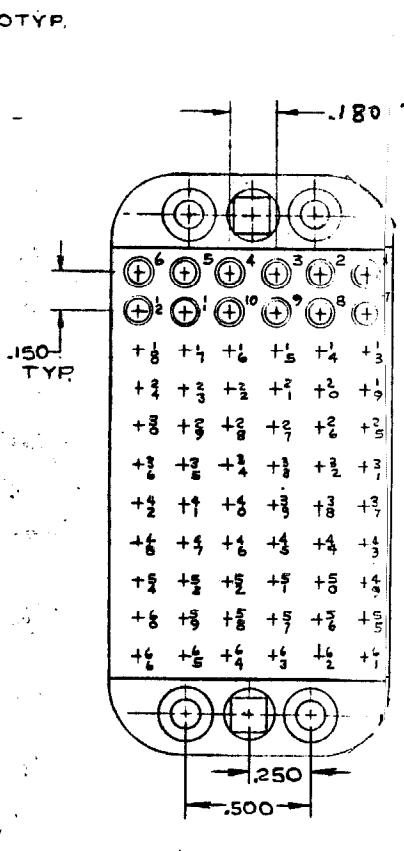
C-BORED MTG. HOLES FOR 4-40 SCREWS.



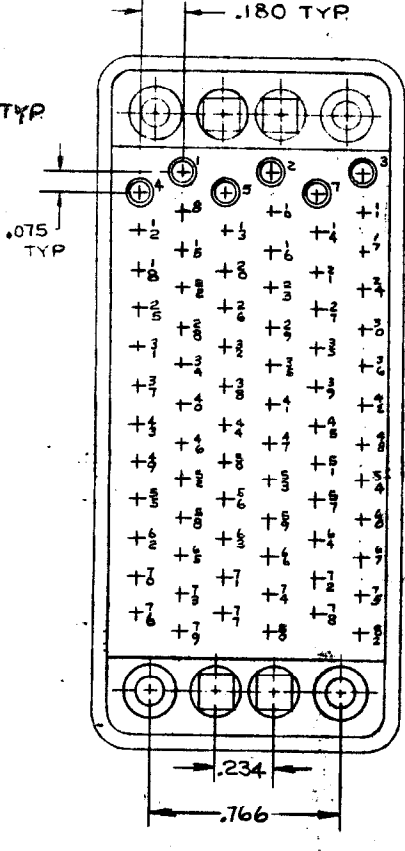
MNAC 34 S



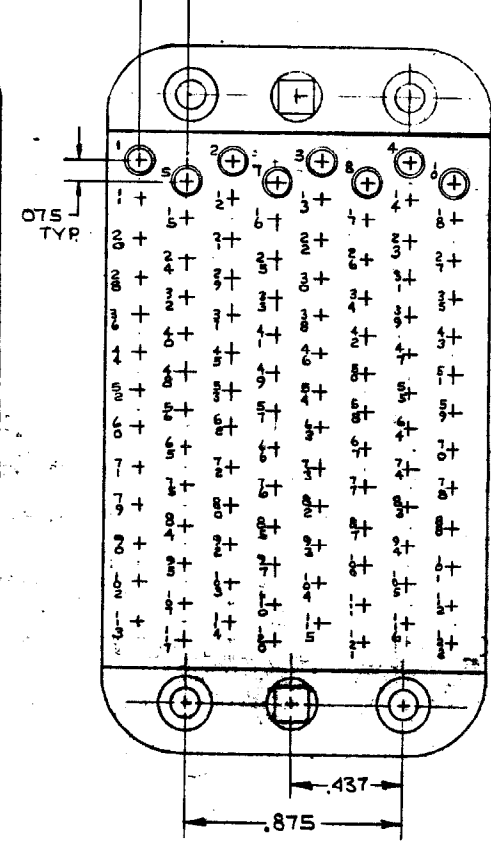
MNAC 50 S



MRAC 66 S



MRAC 75 S



MNAC 104 S

20389 B

REV	CHANGE	DATE
B	REWORK AND REVISED SEE ENJ/873	4/7/61

TOLERANCE UNLESS OTHERWISE SPECIFIED .XX ± .02 .XXX ± .007 ANGULAR ±

TITLE
COMPOSITE OUTLINE ASSY
MNAC * * S

SCALE
2:1

DR. R. PERRY
DATE 8-17-61

WINCHESTER ELECTRONICS,
OAKVILLE, CONN.

DWG. SIZE
C 20389

REV
B