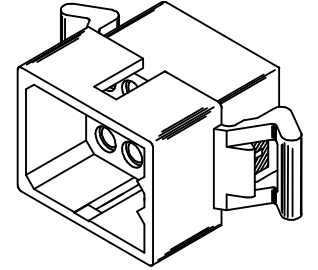


RECEPTACLE HOUSING (NOT TO SCALE)



PLUG HOUSING (NOT TO SCALE)

TRANSLATED TO S.D. EC NO: UCP2004-2551 DRWN:RHOLTS 2004/12/03 CHKD:FSMITH 2004/12/03 APPR:FSMITH 2004/12/06	QUALITY SYMBOLS -0 -0	GENERAL TOLERANCES (UNLESS SPECIFIED)		SCALE 1:1	DESIGN UNITS INCH	THIRD ANGLE PROJECTION	REVISE ON CAD ONLY	
			mm	INCH	DIMENSION STYLE IN/MM		TITLE	
		4 PLACES	± .010	± .010	DRAWN BY GWC	DATE 1993/02/01	.062/(1.57) HOUSINGS, PLUG & RECEPTACLE 12 CKT, 145 CENTERS	
		3 PLACES	± .014	± .014	CHECKED BY RW	DATE 1993/02/01		
	ANGULAR	± 1 °	DRAFT WHERE APPLICABLE MUST REMAIN WITHIN DIMENSIONS		APPROVED BY RAS	DATE 1993/02/01	MATERIAL NO. SEE CHART	
						DOCUMENT NO. SD-1625-12*	SHEET NO. 1 OF 2	
THIS DRAWING CONTAINS INFORMATION THAT IS PROPRIETARY TO MOLEX INCORPORATED AND SHOULD NOT BE USED WITHOUT WRITTEN PERMISSION								

PLUG	
PART NO.	ENG. NO.
03-06-2121	1625-12P
03-06-7121	1625-12PBK
03-06-2122	1625-12P1
03-06-7122	1625-12P1BK

RECEPTACLE	
PART NO.	ENG. NO.
03-06-1121	1625-12R
03-06-6121	1625-12RBK
03-06-1122	1625-12R1
03-06-6122	1625-12R1BK OBSOLETE

RECEPTACLE LEGEND

1625-12R***

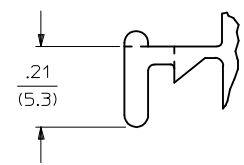
CIRCUIT SIZE

R = RECEPTACLE

BLANK = WITH PREBENT MOUNTING EARS
1 = WITHOUT EARS

COLOR:

BLANK = NATURAL COLOR
AM = AMBER BK = BLACK BU = BLUE
BN = BROWN GY = GRAY GN = GREEN
OR = ORANGERD = RED YW = YELLOW



DETAIL 1

STANDARD MOUNTING EAR
SCALE 4:1

PLUG LEGEND

1625-12P***

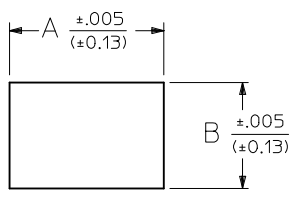
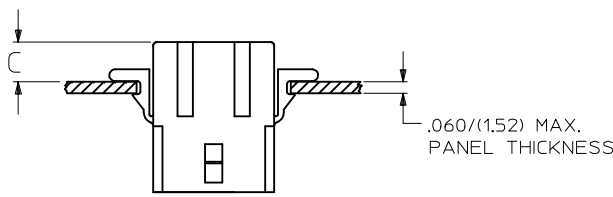
CIRCUIT SIZE

P = PLUG

BLANK = WITH PREBENT EARS
1 = WITHOUT EARS

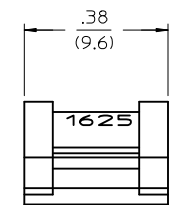
COLOR:

BLANK = NATURAL COLOR
AM = AMBER BK = BLACK BU = BLUE
BN = BROWN GY = GRAY GN = GREEN
OR = ORANGE RD = RED YW = YELLOW



RECOMMENDED HOLE PATTERN

	.795 (20.19)	.563 (14.30)		.23 (5.8)
RECEP.				
PLUG	.903 (22.94)	.614 (15.60)	.21 (5.3)	.22 (5.5)
PART	DIM. A	DIM. B	DIM. C (STANDARD EAR)	DIM. C (PREBENT EAR)



DETAIL 2

.062/(1.57) PREBENT MOUNTING EAR
SCALE 4:1

- NOTES:
1. MATERIAL: NYLON TYPE 6/6, 94V-2.
 2. FINISH: NONE
 3. PRODUCT SPECIFICATION: PS-02-06
 4. PACKAGING INFORMATION: PK-1625-001
 5. THIS HOUSING FOR USE WITH .062/(1.57) DIA. TERMINALS.

- WHERE DENOTED IN CHART, TOOLS ARE BUILT WITH PREBENT MOUNTING EARS PER DETAIL 2 AND SUPERSEDE ALL TOOLS PREVIOUSLY BUILT WITH THE STANDARD MOUNTING EARS.
- CIRCUIT I.D. NUMBERS APPEAR ON PARTS FROM TOOLS BUILT AFTER 2/1/93.

TRANSLATED TO S.D. EC NO: UCP2004-2551 DRWN:RHOLTS 2004/12/03 CHKD:FSMITH 2004/12/03 APPR:FSMITH 2004/12/06	QUALITY SYMBOLS	GENERAL TOLERANCES (UNLESS SPECIFIED)	SCALE 1:1	DESIGN UNITS INCH	THIRD ANGLE PROJECTION	REVISE ON CAD ONLY
	0 0	4 PLACES ± --- ± --- 3 PLACES ± --- ± .010 2 PLACES ± 0.25 ± .014 1 PLACE ± 0.36 ± --- ANGULAR ± 1 °	DIMENSION STYLE IN/MM		TITLE	
			DRAFT WHERE APPLICABLE MUST REMAIN WITHIN DIMENSIONS		DRAWN BY DATE GWC 1993/02/01 CHECKED BY DATE RW 1993/02/01 APPROVED BY DATE RAS 1993/02/01	
	THIS DRAWING CONTAINS INFORMATION THAT IS PROPRIETARY TO MOLEX INCORPORATED AND SHOULD NOT BE USED WITHOUT WRITTEN PERMISSION					