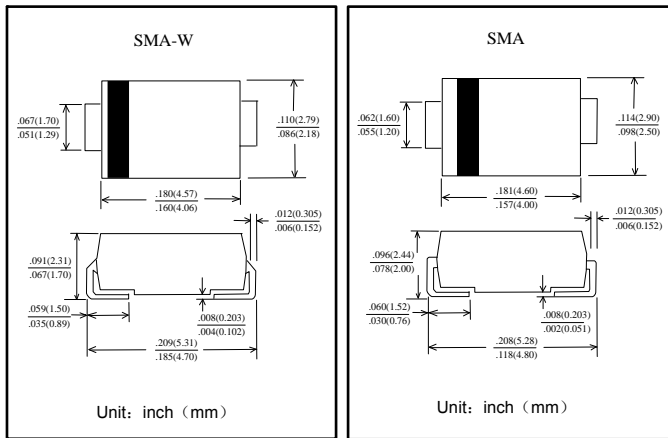


表面安装超快速整流二极管
反向电压 50 --- 600V
正向电流 1.0 A

Surface Mount Super Fast Recover Rectifiers
Reverse Voltage 50 to 600 V
Forward Current 1.0 A



特征 Features

- 反向漏电流低 Low reverse leakage
- 正向浪涌承受能力较强 High forward surge capability
- 高温焊接保证 High temperature soldering guaranteed: 260°C/10 秒 seconds at terminals
- 引线 and 管体皆符合RoHS标准。 Lead and body according with RoHS standard

机械数据 Mechanical Data

- 封装: 塑料封装 Case: Molded plastic body
- 端子: 焊料被镀 Terminals: Solder plated
- 极性: 色环端为负极 Polarity: Color band denotes cathode end
- 安装位置: 任意 Mounting Position: Any

极限值和温度特性 TA = 25°C 除非另有规定。

Maximum Ratings & Thermal Characteristics Ratings at 25°C ambient temperature unless otherwise specified.

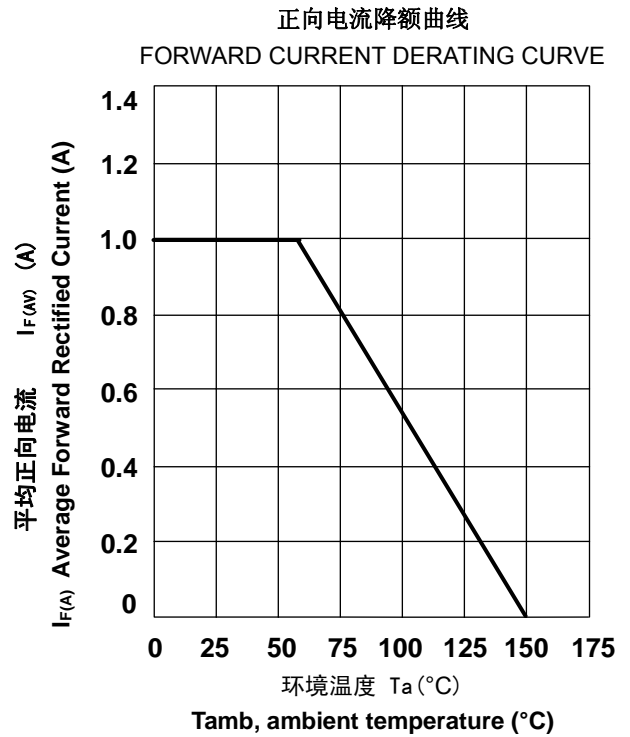
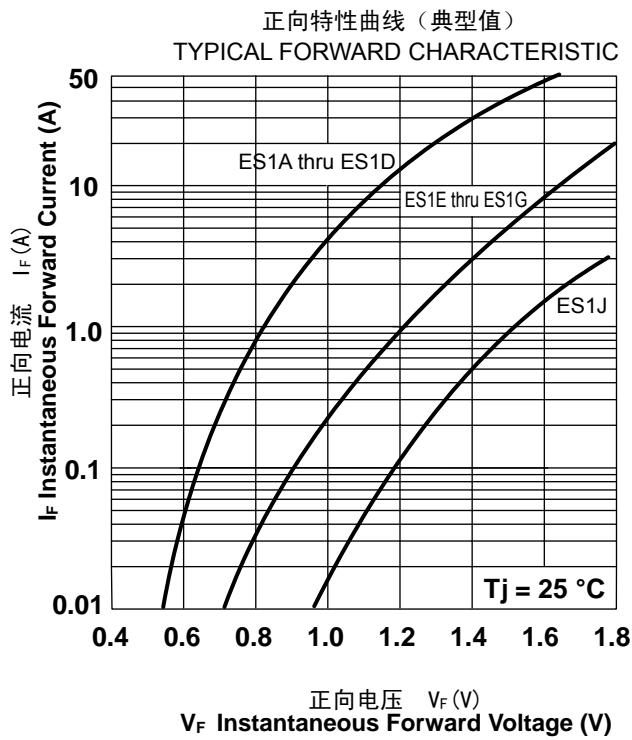
	符号 Symbols	ES1A	ES1B	ES1C	ES1D	ES1E	ES1G	ES1J	单位 Unit
最大可重复峰值反向电压 Maximum repetitive peak reverse voltage	V _{RRM}	50	100	150	200	300	400	600	V
最大均方根电压 Maximum RMS voltage	V _{RMS}	35	70	105	140	210	280	420	V
最大直流阻断电压 Maximum DC blocking voltage	V _{DC}	50	100	150	200	300	400	600	V
最大正向平均整流电流 Maximum average forward rectified current	I _{F(AV)}	1.0							A
峰值正向浪涌电流 8.3ms 单一正弦半波 Peak forward surge current 8.3 ms single half sine-wave	I _{FSM}	30							A
典型热阻 Typical thermal resistance	R _{θJA}	85							°C/W
工作结温和存储温度 Operating junction and storage temperature range	T _J , T _{STG}	-55 --- +150							°C

电特性 TA = 25°C 除非另有规定。

Electrical Characteristics Ratings at 25°C ambient temperature unless otherwise specified.

	符号 Symbols	ES1A	ES1B	ES1C	ES1D	ES1E	ES1G	ES1J	单位 Unit
最大正向电压 Maximum forward voltage	I _F = 1.0A V _F	0.95			1.25		1.7		V
最大反向电流 Maximum reverse current	TA= 25°C TA= 100°C I _R	5.0			100				μA
最大反向恢复时间 MAX. Reverse Recovery Time	I _F =0.5A I _R =1.0A I _{RR} =0.25A trr	35							nS
典型结电容 Type junction capacitance	V _R = 4.0V, f = 1MHz C _j	15							pF

特性曲线 Characteristic Curves



$T_j = 25^\circ\text{C}$

