

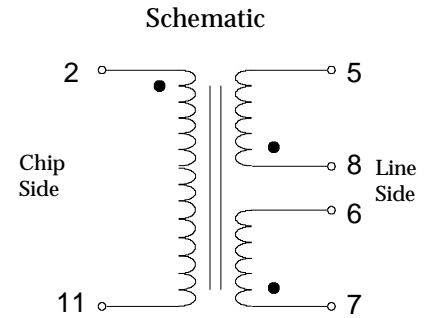
U Interface Transformer (2B1Q Coding Applications)

Designed for use with Motorola MC145472

Turns Ratio (± 3 %) (Line : Chip)	2.0 : 1
-------------------------------------	---------

PARAMETER	MIN.	MAX.	UNITS
Primary Inductance (Line Side) ¹ Pins 7 to 5 with 8 & 6 shorted.	25.38	28.62	mH
Primary DC Resistance		7.0	ohms
Secondary DC Resistance		3.0	ohms
Isolation (Hi-Pot)	2000		V _{RMS}
DC Bias		80	mA
Return Loss 10KHz & 25 KHz	20		dB
Longitudinal Balance (281 Hz to 40 kHz)	55		dB

Flammability: Materials used in the production of these units meet requirements of UL94-VO and IEC 695-2-2 needle flame test.



NOTE:

1. Tested @10 kHz / 700 mV, on Line Side

Operating Temp. Range -40°C to +85°C

Primary is Line Side (Pins 5,8,6,7)

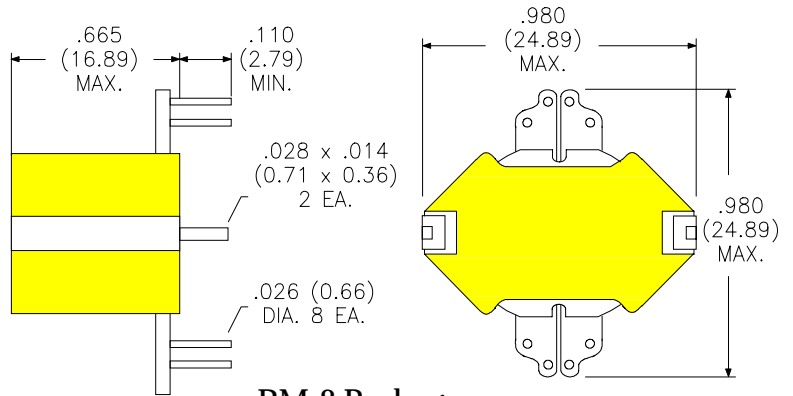
Secondary is Chip Side (Pins 2,11)

Surge Voltage Capability

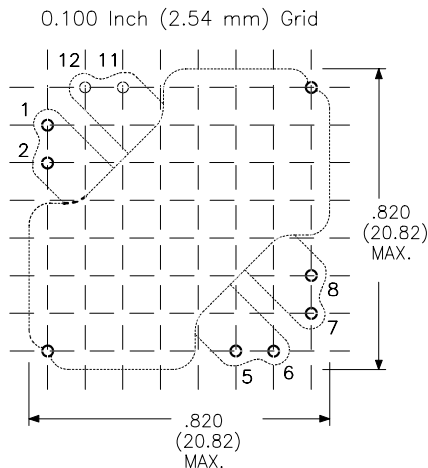
Metallic Voltage: 800 V peak, 10/560 μS

Longitudinal Voltage: 2400 V peak, 10/700 μS

**Physical Dimensions
inches (mm)**



RM-8 Package



RHOMBUS P/N: T-13231	
CUST P/N:	NAME:
DATE: 7/2/96	SHEET: 1 of 1