

**PLEASE CHECK WWW.MOLEX.COM FOR LATEST PART INFORMATION**

**Part Number:** [0873400623](#)  
**Status:** **Active**  
**Description:** 2.00mm (.079") Pitch Milli-Grid™ Receptacle, Surface Mount (Very Low Profile), Top Entry, with Locating Pegs, 0.76µm (30µ") Gold (Au) Plating, 6 Circuits, Lead-free, Tube

**Documents:**

[3D Model](#) [Product Specification PS-87340 \(PDF\)](#)  
[Drawing \(PDF\)](#) [RoHS Certificate of Compliance \(PDF\)](#)

**Agency Certification**

CSA LR19980  
 UL E29179

**General**

Product Family PCB Receptacles  
 Series [87340](#)  
 Application Board-to-Board  
 Product Literature Order No 987650-1991  
 Product Name Milli-Grid™

**Physical**

Circuits (Loaded) 6  
 Color - Resin Black  
 Durability (mating cycles max) 25  
 Flammability 94V-0  
 Glow-Wire Compliant No  
 Lock to Mating Part Yes  
 Material - Metal Phosphor Bronze  
 Material - Plating Mating Gold  
 Material - Plating Termination Tin  
 Material - Resin High Temperature Thermoplastic  
 Number of Rows 2  
 Orientation Vertical  
 PCB Locator Yes  
 PCB Retention None  
 Packaging Type Tube  
 Pitch - Mating Interface (in) 0.079 In  
 Pitch - Mating Interface (mm) 2.00 mm  
 Plating min: Mating (µin) 30  
 Plating min: Mating (µm) 0.76  
 Plating min: Termination (µin) 76  
 Plating min: Termination (µm) 1.9  
 Polarized to Mating Part No  
 Polarized to PCB No  
 Surface Mount Compatible (SMC) N/A  
 Temperature Range - Operating -55°C to +105°C  
 Termination Interface: Style Surface Mount

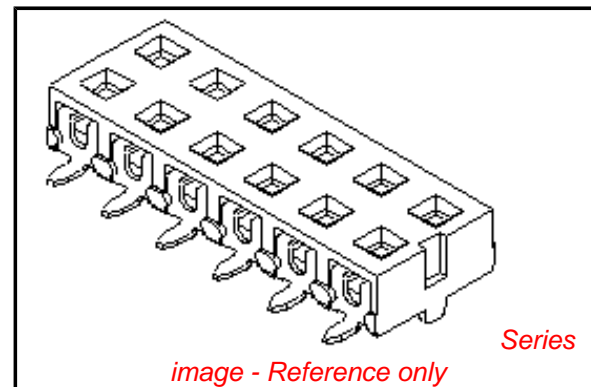
**Electrical**

Current - Maximum per Contact 1A  
 Voltage - Maximum 125V

**Solder Process Data**

Lead-free Process Capability Reflow Capable (SMT only)  
 Process Temperature max. C 260

**Material Info**



**EU RoHS**

**ELV and RoHS Compliant**  
**REACH SVHC Contains SVHC: No**  
**Halogen-Free Status**  
**Not Reviewed**

**China RoHS**



**Need more information on product environmental compliance?**

Email [productcompliance@molex.com](mailto:productcompliance@molex.com)  
 For a multiple part number RoHS Certificate of Compliance, [click here](#)

Please visit the [Contact Us](#) section for any non-product compliance questions.

**Search Parts in this Series**

[87340Series](#)

**Mates With**

[87759](#) Vertical, Surface Mount, Stackable PCB Headers, [87760](#) Right Angle, Through Hole, Stackable PCB Headers, [87758](#) Vertical, Through Hole, Stackable PCB Headers

**Reference - Drawing Numbers**

Product Specification  
Sales Drawing

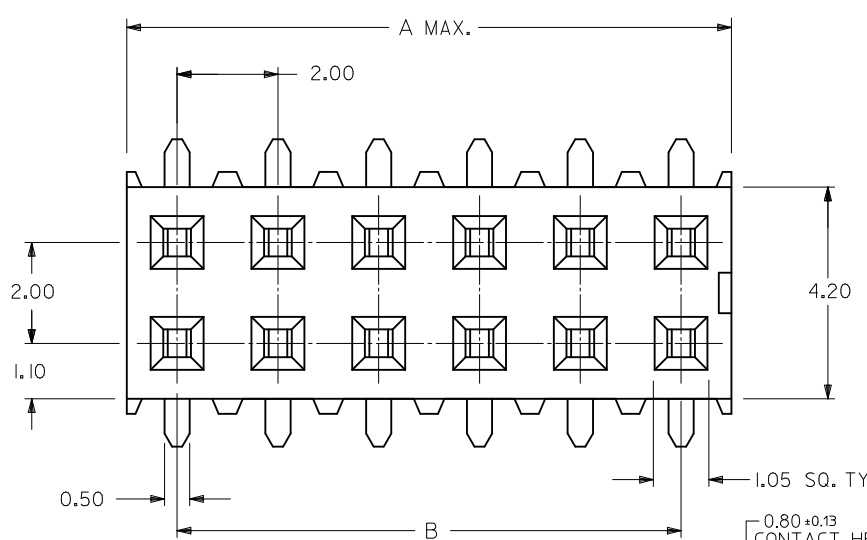
PS-87340  
SD-87340-\*\*01

This document was generated on 05/03/2010

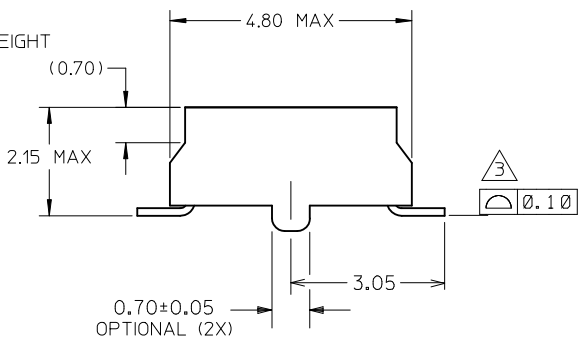
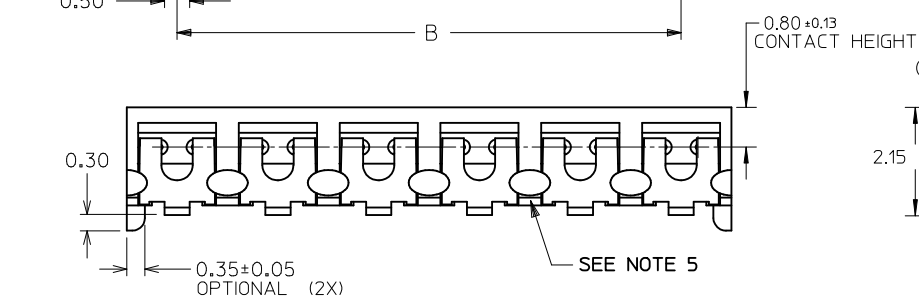
**PLEASE CHECK [WWW.MOLEX.COM](http://WWW.MOLEX.COM) FOR LATEST PART INFORMATION**

10 9 8 7 6 5 4 3 2 1

PART NO. IN TUBE	CKT. SIZE	DIM. B	DIM. A
87340-04**	4	2.00	4.00
87340-06**	6	4.00	6.00
87340-08**	8	6.00	8.00
87340-10**	10	8.00	10.00
87340-12**	12	10.00	12.00
87340-14**	14	12.00	14.00
87340-16**	16	14.00	16.00
87340-18**	18	16.00	18.00
87340-20**	20	18.00	20.00

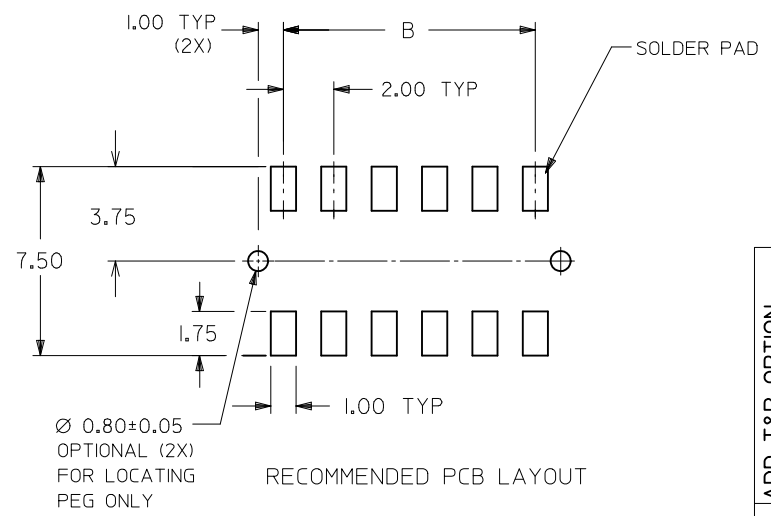


NOTES:  
 1. 12 CIRCUIT SIZE SHOWN FOR ILLUSTRATION ONLY. SEE CHART FOR AVAILABLE PART SIZES.  
 2. PLATING FINISH:  
 3 & 8 - 0.76um/30uin MIN. GOLD IN CONTACT AREA  
 1.90um/75uin MIN. TIN IN SOLDER TAIL AREA BOTH OVER 1.30um/50uin MIN. NICKEL OVERALL  
 4 & 9 - 0.38um/15uin MIN. GOLD IN CONTACT AREA  
 1.90um/75uin MIN. TIN IN SOLDER TAIL AREA BOTH OVER 1.30um/50uin MIN. NICKEL OVERALL  
 3. COPLANARITY OF SOLDER TAIL IS TO BE MEASURED BY RESTING THE PART ON A FLAT GAUGE SURFACE.  
 4. PRODUCT SPECIFICATION PS-87340 APPLIES.  
 5. THIS AREA OF PART TO BE HEAT STAKED TO RETAIN CONTACTS.  
 6. PART IS MATEABLE TO ALL MILLI-GRID HEADERS WITH MINIMUM PIN LENGTHS OF 1.90mm FOR TOP ENTRY.



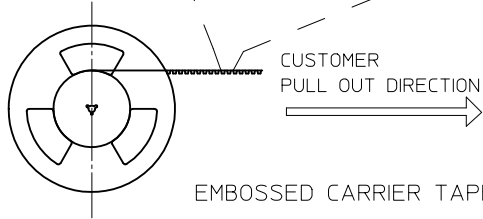
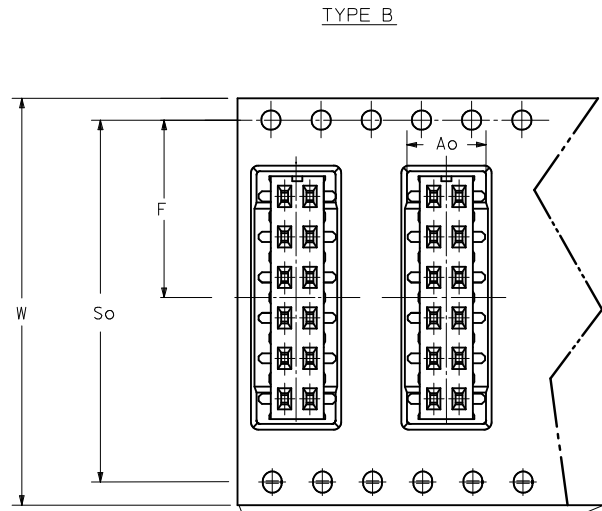
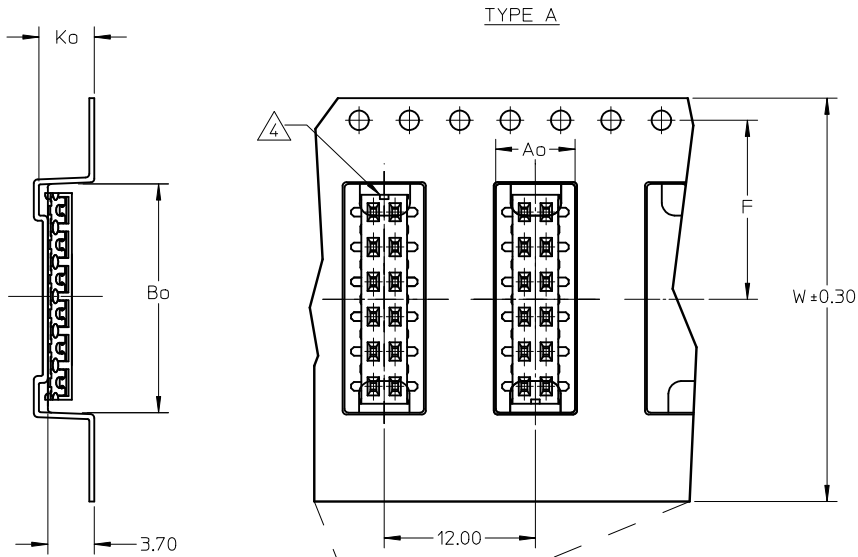
PART NO. LEGEND  
 87340 - \* \* \* \*  
 CIRCUIT SIZE  
 PACKAGING & PLATING  
 3 - (TUBE WITH 0.76um MIN GOLD)  
 4 - (TUBE WITH 0.38um MIN GOLD)  
 8 - (T&R WITH 0.76um MIN GOLD)  
 9 - (T&R WITH 0.38um MIN GOLD)

1 - WITHOUT LOCATING PEGS (HOUSING - BLACK)  
 2 - WITH LOCATING PEGS (HOUSING - BLACK)  
 5 - WITHOUT LOCATING PEGS (HOUSING - NATURAL)  
 6 - WITH LOCATING PEGS (HOUSING - NATURAL)

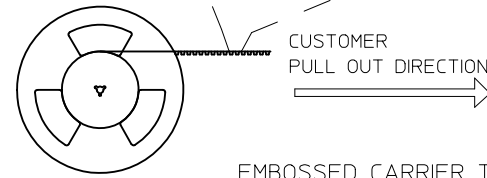


ADD T&R OPTION EC NO: S2010-0879 DRWN:SKANG 2010/04/22 CHKD:ATSEE 2010/04/26 APPR:MLONG 2010/04/27	QUALITY SYMBOLS F <sub>A</sub> =0 F <sub>C</sub> =0 F <sub>P</sub> =0	GENERAL TOLERANCES (UNLESS SPECIFIED)		DIMENSION STYLE MM ONLY		SCALE NTS	DESIGN UNITS METRIC	THIRD ANGLE PROJECTION		
		mm	INCH	DRAWN BY JKACHL I	DATE 1991/07/02	TITLE MGRID VLPR II, 2MM DUAL ROW TOP ENTRY RECEPT., SMT	MOLEX INCORPORATED			
L4	DESCRIPTION	4 PLACES	± ---	± ---	CHECKED BY JNG	DATE 1991/07/09	MATERIAL NO. SD-87340-**-01			
		3 PLACES	± ---	± ---	APPROVED BY MLONG	DATE 2009/11/24				DOCUMENT NO.
		2 PLACES	± 0.20	± ---	DRAFT WHERE APPLICABLE MUST REMAIN WITHIN DIMENSIONS		SEE TABLE		SHEET NO. 1 OF 3	
		1 PLACE	± ---	± ---	SIZE A3		THIS DRAWING CONTAINS INFORMATION THAT IS PROPRIETARY TO MOLEX INCORPORATED AND SHOULD NOT BE USED WITHOUT WRITTEN PERMISSION			

9 8 7 6 5 4 3 2 1



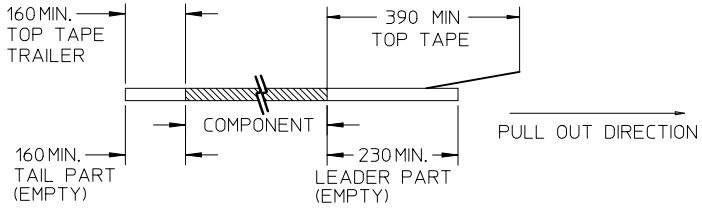
EMBOSSED CARRIER TAPE WITH DIMENSIONS



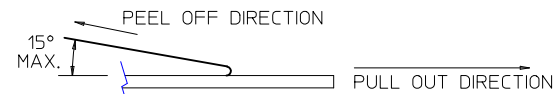
EMBOSSED CARRIER TAPE WITH DIMENSIONS

NOTES:

1. LEADER AND TRAILER TAPE



2. PEELING OFF FORCE OF THE TOP TAPE: 20-80gf. (PEELING DIRECTION AS SHOWN IN FOLLOWING FIGURE)



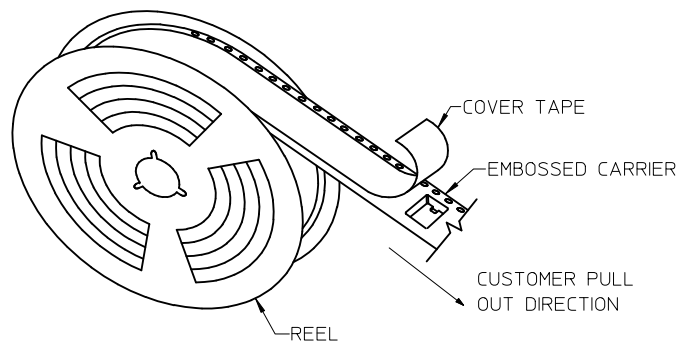
3. PACKAGING STANDARD IS AS PER EIA-481.

4. NO FIX ORIENTATION OF ASSEMBLY PART IN T&R.

5. TAPE & REEL QUANTITY : TBA

ADD T&R OPTION EC NO: S2010-0879 DRWN:SKANG CHKD:ATSEE APPR:MLONG	2010/04/22 2010/04/26 2010/04/27	DESCRIPTION REV	QUALITY SYMBOLS	GENERAL TOLERANCES (UNLESS SPECIFIED)	DIMENSION STYLE	SCALE	DESIGN UNITS	THIRD ANGLE PROJECTION	
			$F_{\Delta} = 0$ $F_{\sigma} = 0$ $F_{\beta} = 0$	mm    INCH 4 PLACES ± --- ± --- 3 PLACES ± --- ± --- 2 PLACES ± 0.20 ± --- 1 PLACE ± --- ± --- ANGULAR ± 3 °	MM ONLY	NTS	METRIC	DRAWN BY: JKACHL I DATE: 1991/07/02 CHECKED BY: JNG DATE: 1991/07/09 APPROVED BY: MLONG DATE: 2009/11/24	TITLE: MGRID VLPR II, 2MM DUAL ROW TOP ENTRY RECEPT., SMT
			DRAFT WHERE APPLICABLE MUST REMAIN WITHIN DIMENSIONS	SEE TABLE	MATERIAL NO. DOCUMENT NO.	MOLEX INCORPORATED SD-87340-**01	SHEET NO. 2 OF 3		
			L4	REV	SIZE	THIS DRAWING CONTAINS INFORMATION THAT IS PROPRIETARY TO MOLEX INCORPORATED AND SHOULD NOT BE USED WITHOUT WRITTEN PERMISSION			

PART NO. IN TUBE	PART NO. TAPE/REEL	CKT SIZE	Ao	Bo	F	W	Ko	So
87340-1014	87340-1019	10	6.70	10.40	11.50	24.00	5.30	-
87340-1613	87340-1618	16	6.60	16.30	11.50	24.00	4.40	-
87340-1424	87340-1429	14	6.60	14.40	11.50	24.00	4.40	-
87340-1813	87340-1818	18	6.60	18.40	14.20	32.00	4.40	28.40
87340-1814	87340-1819	18	6.60	18.40	14.20	32.00	4.40	28.40
87340-2024	87340-2029	20	6.60	20.30	20.20	44.00	5.40	40.40



TAPE AND REEL ASSEMBLY SHOWN IS FOR ILLUSTRATION ONLY.

<b>ADD T&amp;R OPTION</b> EC NO: S2010-0879 DRWN:SKANG 2010/04/22 CHKD:ATSEE 2010/04/26 APPR:MLONG 2010/04/27	QUALITY SYMBOLS	GENERAL TOLERANCES (UNLESS SPECIFIED)		DIMENSION STYLE <b>MM ONLY</b>		SCALE NTS	DESIGN UNITS METRIC	THIRD ANGLE PROJECTION	
	$F_A=0$	4 PLACES	mm	INCH	DRAWN BY JKACHL I	DATE 1991/07/02	TITLE MGRID		
	$F_C=0$	3 PLACES	± ---	± ---	CHECKED BY JNG	DATE 1991/07/09	VLPR II, 2MM DUAL ROW TOP ENTRY RECEPT., SMT		
	$F_P=0$	2 PLACES	± 0.20	± ---	APPROVED BY MLONG	DATE 2009/11/24	MOLEX INCORPORATED		
		1 PLACE	± ---	± ---	ANGULAR ± 3 °		MATERIAL NO. SEE TABLE		DOCUMENT NO. SD-87340-**01
		DRAFT WHERE APPLICABLE MUST REMAIN WITHIN DIMENSIONS		SIZE A3		THIS DRAWING CONTAINS INFORMATION THAT IS PROPRIETARY TO MOLEX INCORPORATED AND SHOULD NOT BE USED WITHOUT WRITTEN PERMISSION			SHEET NO. 3 OF 3