

High-Reliability Chip Inductors^{ML450RAA}

- Higher SRF values than 1812 size parts with ferrite cores
- 2% and 1% tolerances for all values
- 9 inductance values from 1.0 to 4.7 μH

This robust version of Coilcraft's standard 1812CS series features high temperature materials that allow operation in ambient temperatures up to 155°C.

Part number ¹	Inductance ² (μH)	Percent tolerance	Q min ³	SRF min ⁴ (MHz)	DCR max ⁵ (Ohms)	I _{max} (mA)
ML450RAA102JLZ	1.0 @ 7.9 MHz	5,2,1	59 @ 50 MHz	260	1.1	530
ML450RAA122JLZ	1.2 @ 7.9 MHz	5,2,1	54 @ 50 MHz	230	1.2	480
ML450RAA152_LZ	1.5 @ 7.9 MHz	5,2,1	57 @ 50 MHz	210	1.6	430
ML450RAA182JLZ	1.8 @ 7.9 MHz	5,2,1	57 @ 50 MHz	190	2.0	380
ML450RAA222JLZ	2.2 @ 7.9 MHz	5,2,1	52 @ 50 MHz	170	2.2	340
ML450RAA272JLZ	2.7 @ 7.9 MHz	5,2,1	53 @ 50 MHz	160	3.2	300
ML450RAA332JLZ	3.3 @ 7.9 MHz	5,2,1	53 @ 50 MHz	145	3.8	270
ML450RAA392_LZ	3.9 @ 7.9 MHz	5,2,1	53 @ 50 MHz	130	5.0	240
ML450RAA472JLZ	4.7 @ 7.9 MHz	5,2,1	32 @ 10 MHz	115	5.4	230

1. When ordering, please specify **tolerance** and **testing** codes:

ML450RAA333JLZ

Tolerance: F = 1% G = 2% J = 5%

Testing: Z = COTS

H = Screening per Coilcraft CP-SA-10001

N = Screening per Coilcraft CP-SA-10003

- Inductance measured using a Coilcraft SMD-A fixture in an Agilent/HP 4286 impedance analyzer or equivalent with Coilcraft-provided correlation pieces.
 - Q measured at the same frequency as inductance using an Agilent/HP 4291A with an Agilent/HP 16197 test fixture or equivalents.
 - SRF measured using an Agilent/HP 8753ES network analyzer or equivalent and a Coilcraft SMD-D test fixture.
 - DCR measured on a Keithley 580 micro-ohmmeter or equivalent and a Coilcraft CCF859 test fixture.
 - Electrical specifications at 25°C.
- Refer to Doc 362 "Soldering Surface Mount Components" before soldering.

Core material Ceramic

Terminations Silver-palladium-platinum-glass frit

Weight: 109 – 128 mg

Ambient temperature –55°C to +140°C with I_{max} current, +140°C to +155°C with derated current

Storage temperature Component: –55°C to +155°C.
Tape and reel packaging: –55°C to +80°C

Resistance to soldering heat Max three 40 second reflows at +260°C, parts cooled to room temperature between cycles

Temperature Coefficient of Inductance (TCL) +25 to +155 ppm/°C

Moisture Sensitivity Level (MSL) 1 (unlimited floor life at <30°C / 85% relative humidity)

Enhanced crush-resistant packaging 600 per 7" reel
Plastic tape: 12 mm wide, 0.3 mm thick, 8 mm pocket spacing, 3.7 mm pocket depth



CRITICAL PRODUCTS & SERVICES

© Coilcraft, Inc. 2012

1102 Silver Lake Road
Cary, IL 60013
Phone 800-981-0363

Fax 847-639-1508
Email cps@coilcraft.com
www.coilcraft-cps.com

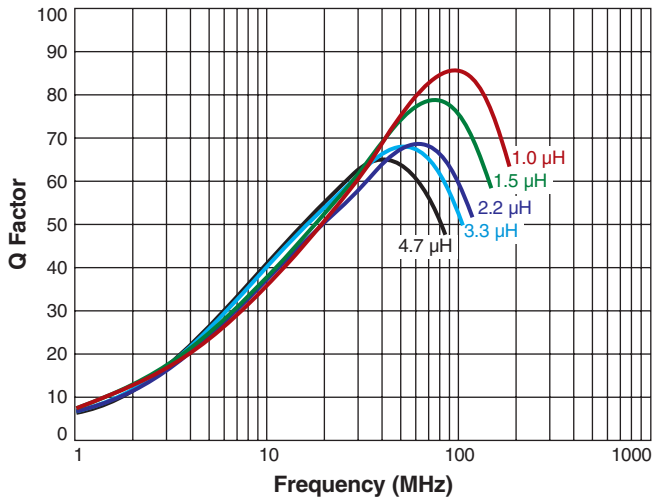
COILCRAFT ACCURATE
PRECISION REPEATABLE
MEASUREMENTS
SEE WEB SITE **TEST FIXTURES**

Document ML105-1 Revised 11/06/12

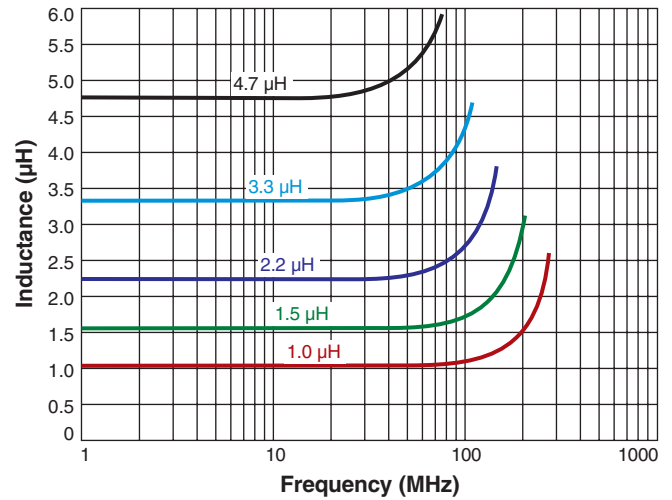
This product may not be used in medical or high risk applications without prior Coilcraft approval. Specifications subject to change without notice. Please check our web site for latest information.

ML450RAA Series (1812)

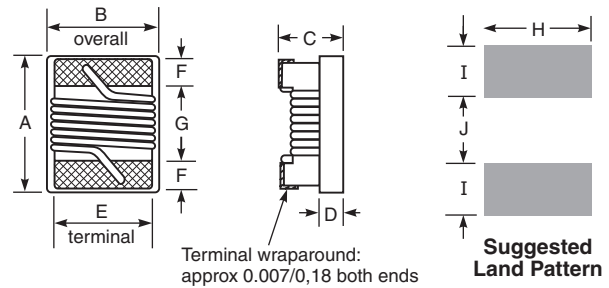
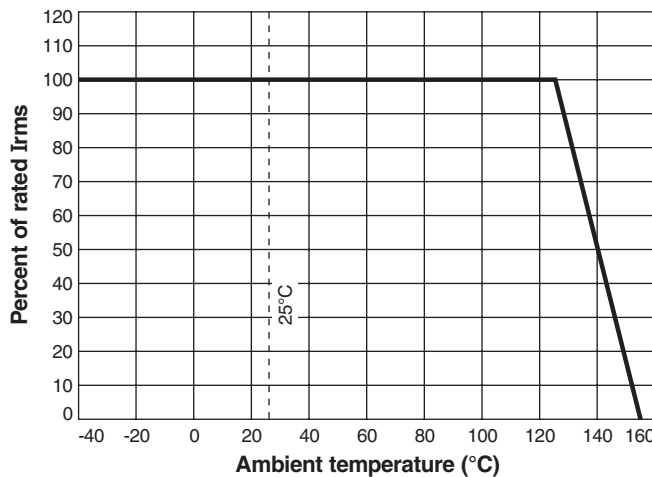
Typical Q vs Frequency



Typical L vs Frequency



Current Derating



A max	B max	C max	D ref	E	F	G	H	I	J
0.195	0.150	0.135	0.070	0.100	0.025	0.128	0.120	0.045	0.118
4,95	3,81	3,43	1,78	2,54	0,64	3,25	3,05	1,14	3,00



CRITICAL PRODUCTS & SERVICES

1102 Silver Lake Road
Cary, IL 60013
Phone 800-981-0363

Fax 847-639-1508
Email cps@coilcraft.com
www.coilcraft-cps.com

Document ML105-2 Revised 11/06/12

This product may not be used in medical or high risk applications without prior Coilcraft approval. Specifications subject to change without notice. Please check our web site for latest information.