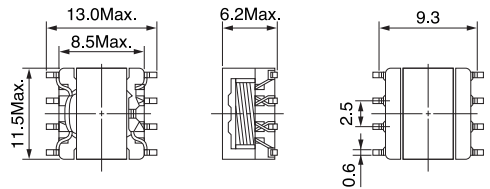
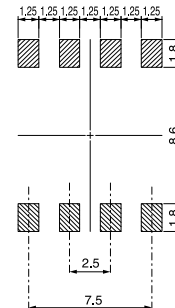


TYPE R10F

Frequency Range: 1~500kHz
Inductance Range: 0.01~350mH
Maximum conversion power: 1.5W (Flyback system)
Applicable EL size: 3~12cm²



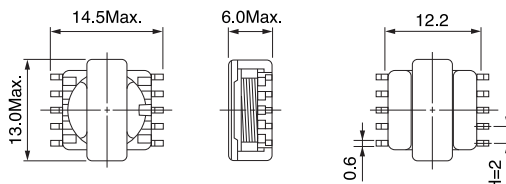
(Unit: mm)

**Recommended patterns
推奨パターン**


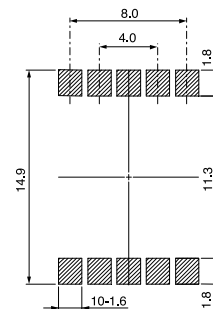
(Unit: mm)

TYPE R12F

Frequency Range: 8~200kHz
Inductance Range: 1~450mH
Maximum conversion power: 2.0W (Flyback system)



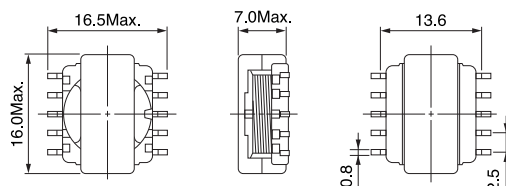
(Unit: mm)

**Recommended patterns
推奨パターン**


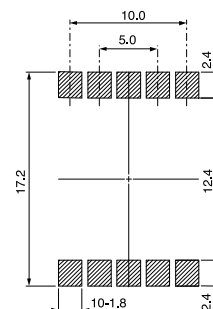
(Unit: mm)

TYPE R15F

Frequency Range: 8~200kHz
Inductance Range: 1~600mH
Maximum conversion power: 4.0W (Flyback system)



(Unit: mm)

**Recommended patterns
推奨パターン**


(Unit: mm)

Features

- R10F: 13.0 × 11.5mm Max. square and 6.2mm Max. height.
- R12F: 14.5 × 13mm Max. square and 6.0mm Max. height.
- R15F: 16.5 × 16mm Max. square and 7.0mm Max. height.
- Suitable for reflow soldering
- Available on tape and reel for automatic insertion
- Multi-output DC-DC converter transformers for low-output power supplies
- Rated power by each specification
- RoHS compliant

特長

- R10F : 13.0 × 11.5mm角Max. 高さ6.2mm Max.
- R12F : 14.5 × 13mm角Max. 高さ6.0mm Max.
- R15F : 16.5 × 16mm角Max. 高さ7.0mm Max.
- リフロはんだ対応
- 自動実装対応のテーピング納入可能
- フライバックDC-DCコンバータ用多出力トランス
- 許容電力は仕様により異なります
- RoHS 指令対応

Please inquire for detailed specifications regarding standard coils.

標準品仕様一覧は、お問い合わせ下さい。