

## NON-ISOLATED DC/DC CONVERTERS

4.5 Vdc - 13.8 Vdc Input

0.59 Vdc - 5.1 Vdc / 10 A Output



Oct 07, 2010

Bel Power Inc., a subsidiary of Bel Fuse Inc.

VRAE-10E1A0

RoHS Compliant

Rev.H

- Non-Isolated
- High Efficiency
- Fixed Frequency
- Low Cost
- Wide Input
- Under-Voltage Lockout
- Wide Trim
- OCP/SCP
- Remote On/Off



### Description

The Bel VRAE-10E1A0 is part of the non-isolated dc/dc converter Power Module series. The modules use a SIP package. These converters are available in a range of output voltages from 0.59 Vdc to 5.1 Vdc over a wide range of input voltage ( $V_{IN} = 4.5 \text{ Vdc} - 13.8 \text{ Vdc}$ ). The efficiency is typically 91% at 3.3 Vout ( $V_{in}=12 \text{ Vdc}$ ) at full load.

### Part Selection

Output Voltage	Input Voltage	Max. Output Current	Max. Output Power	Typical Efficiency	Model Number
0.59 V - 5.1 V	4.5 V - 13.8 V	10 A	50 W	91%	VRAE-10E1A0

- Notes:** 1. All part numbers above indicate RoHS 6. Change the second letter "R" to "7" for RoHS 5 part numbers.  
2. Add "G" suffix at the end of the model numbers listed above to indicate "Tray Packaging".

### Absolute Maximum Ratings

Parameter	Min	Typ	Max	Notes
Input Supply Voltage	-0.3 V	-	15 V	
Ambient Temperature	-40 °C	-	85 °C	
Storage Temperature	-55 °C	-	125 °C	

**Note:** All specifications are typical at 25 °C unless otherwise stated.

### Input Specifications

Parameter	Min	Typ	Max	Notes
Operating Input Voltage				
$V_{o,set} \leq 3.63 \text{ V}$	4.5 V	-	13.8 V	
$V_{o,set} > 3.63 \text{ V}$	7.0 V	-	13.8 V	
Input Current (full load)	-	-	9.5 A	An input line fuse must always be used.
Input Current (no load)	-	-	120 mA	
Remote Off Input Current	-	10 mA	25 mA	
Input Reflected Ripple Current (pk-pk)	-	30 mA	100 mA	With simulated source impedance of 1000 nH, 5 Hz to 20 MHz. Use a 1000 uF/25 V AL-Cap with ESR=0.03 ohm max and 2*100 uF/25V Tan-Cap with ESR=0.013 ohm max at 100 kHz@25°C.
Input Reflected Ripple Current (rms)	-	15 mA	30 mA	
I <sup>2</sup> t Inrush Current Transient	-	-	1 A <sup>2</sup> s	
Turn on Voltage Threshold	4.15 V	4.3 V	4.45 V	A 30.1K resistor is connected from Enable to Vin
Turn off Voltage Threshold	3.7 V	4.1 V	4.3 V	

**Note:** All specifications are typical at 25 °C unless otherwise stated.

# NON-ISOLATED DC/DC CONVERTERS

4.5 Vdc - 13.8 Vdc Input

0.59 Vdc - 5.1 Vdc / 10 A Output



Oct 07, 2010

Bel Power Inc., a subsidiary of Bel Fuse Inc.

## Output Specifications

Parameter	Min	Typ	Max	Notes
Output Voltage Set Point	-2%Vo,set	-	2%Vo,set	Vin= 12 V, Iout=full load
Load Regulation	-	±0.3%Vo,set	±1%Vo,set	
Line Regulation	-	±0.3%Vo,set	±1%Vo,set	
Temperature Regulation	-	0.3%Vo,set	-	
Output Current	0 A	-	10 A	
Output DC Current Limit	10.2 A	13 A	15 A	
Output Ripple and Noise (pk-pk)	-	70 mV	100 mV	0-20 MHz BW, with a 1 uF ceramic and a 10 uF tantalum capacitor at the output.
Output Ripple and Noise (rms)	-	20 mV	30 mV	
Short Circuit Surge Transient	-	-	5 A <sup>2</sup> s	
Turn on Time	-	-	7 mS	
Overshoot at Turn on	-	-	1%	
Output Capacitance	0 uF	-	1000 uF	
<b>Transient Response</b>				
50% ~ 100% Max Load	Vo =All	-	120 mV	di/dt=0.25 A/uS; Vin= 12 V; with a 10 uF tantalum capacitor and a 1 uF ceramic capacitor at the output.
Settling Time		-	30 uS	
100% ~ 50% Max Load		-	120 mV	
Settling Time		-	30 uS	

**Note:** All specifications are typical at normal input, full load at Ta= 25°C unless otherwise stated.

## General Specifications

Parameter	Min	Typ	Max	Notes
Efficiency				Vin=12 V
Vo=5.0 V	91%	93%	-	
Vo=3.3 V	89%	91%	-	
Vo=2.5 V	87%	89%	-	
Vo=1.8 V	84%	86%	-	
Vo=1.5 V	83%	85%	-	
Vo=1.2 V	80%	82%	-	
Vo=0.9 V	73%	75%	-	
Switching Frequency	-	500 kHz	-	
Output Voltage Trim Range (Wide Trim)	0.591 V	-	5.1 V	
MTBF	7,677,401 hours			Calculated Per Bell Core SR-332 (Io = 80% load; Vin=12 V; Vo=5 V; 200 LFM; Ta = 25 °C)
Dimensions				
Inches (L x W x H)	0.65 x 0.41 x 0.32			
Millimeters (L x W x H)	16.51 x 10.41 x 8.13			
Weight	-	3.5 g	-	

**Note:** All specifications are typical at 25 °C unless otherwise stated.

## NON-ISOLATED DC/DC CONVERTERS

4.5 Vdc - 13.8 Vdc Input

0.59 Vdc - 5.1 Vdc / 10 A Output



Oct 07, 2010

*Bel Power Inc., a subsidiary of Bel Fuse Inc.*

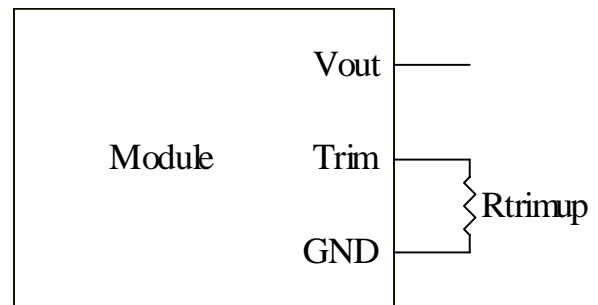
### Control Specifications

Parameter	Min	Typ	Max	Notes
<b>Remote On/Off</b>				
Signal Low (Unit Off)	-0.3 V	-	0.4 V	Remote On/Off Pin is open, the unit is off.
Signal High (Unit On)	2.0 V	-	5.5 V	

### Output Trim Equations

Equation for calculating the trim resistor given the desired output voltage ( $V_o$ ) is shown below. The  $R_{trim}$  resistor should be connected between the trim pin and GND pin.

$$R_{trim} = \frac{1.182}{V_o - 0.591} k\Omega$$



# NON-ISOLATED DC/DC CONVERTERS

4.5 Vdc - 13.8 Vdc Input

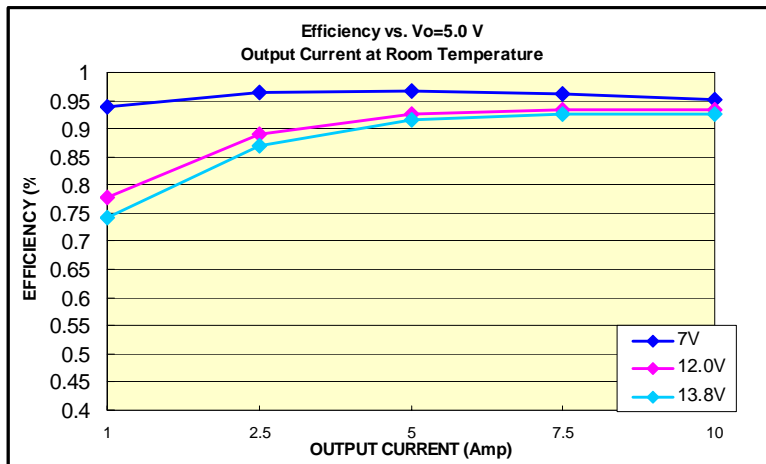
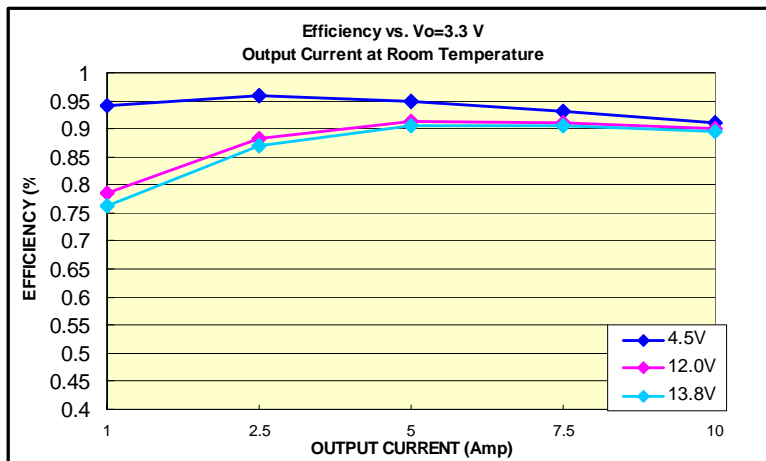
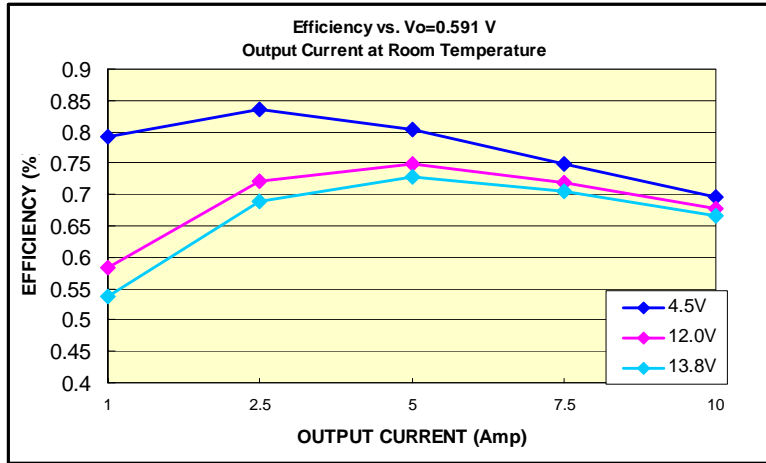
0.59 Vdc - 5.1 Vdc / 10 A Output



Oct 07, 2010

Bel Power Inc., a subsidiary of Bel Fuse Inc.

## Efficiency Data



# NON-ISOLATED DC/DC CONVERTERS

4.5 Vdc - 13.8 Vdc Input

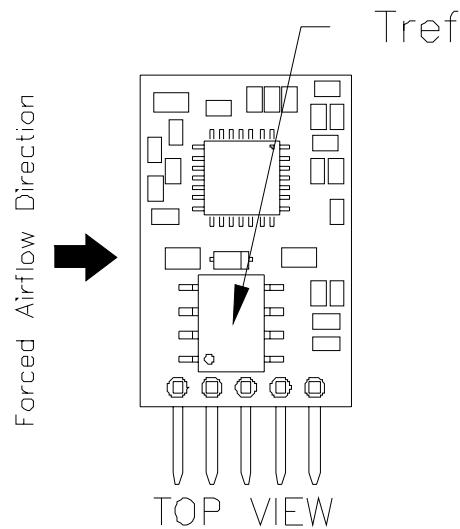
0.59 Vdc - 5.1 Vdc / 10 A Output



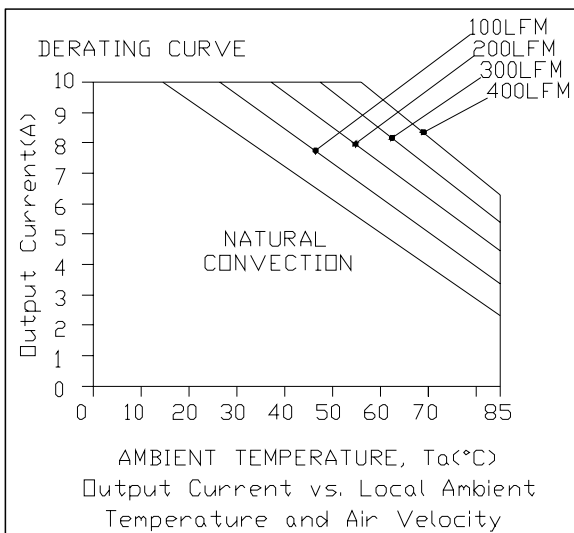
Oct 07, 2010

Bel Power Inc., a subsidiary of Bel Fuse Inc.

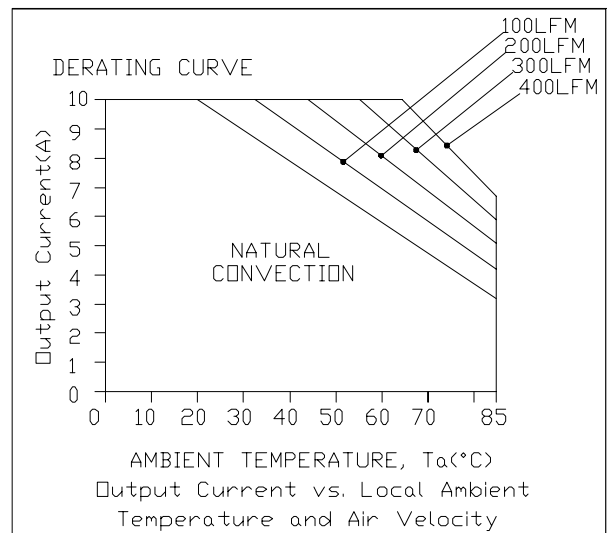
## Thermal Derating Curves



The thermal reference point  $T_{ref}$  is shown above. For reliable operation this temperature should not exceed  $115^{\circ}\text{C}$ . The output power of the module should not exceed the rated power for the module.



$V_{in}=12\text{ V}$ ,  $V_{out}=5\text{ V}$



$V_{in}=12\text{ V}$ ,  $V_{out}=3.3\text{ V}$

# NON-ISOLATED DC/DC CONVERTERS

4.5 Vdc - 13.8 Vdc Input

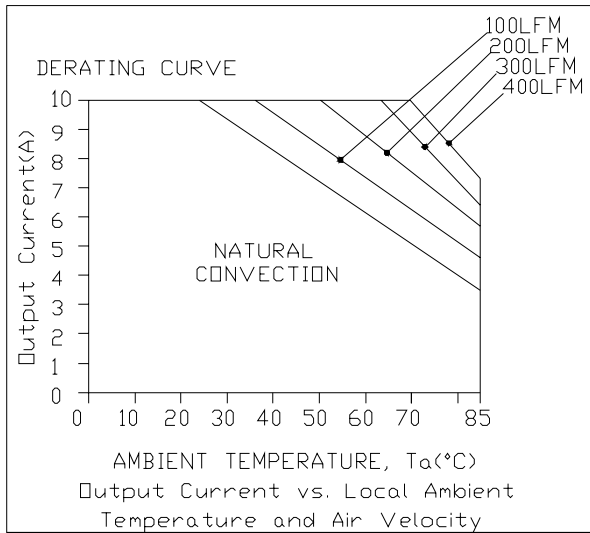
0.59 Vdc - 5.1 Vdc / 10 A Output



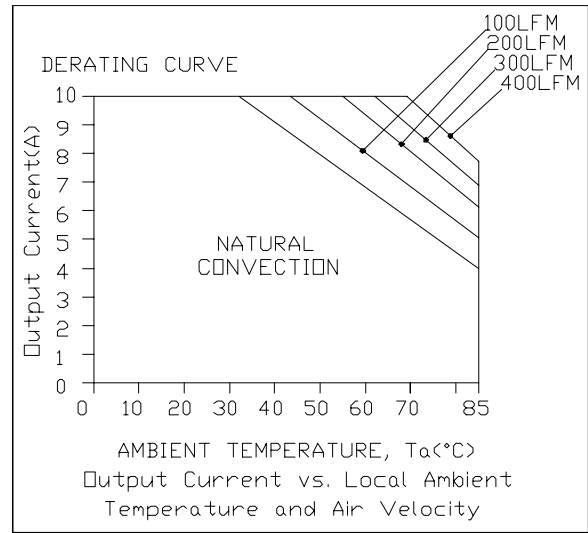
Oct 07, 2010

Bel Power Inc., a subsidiary of Bel Fuse Inc.

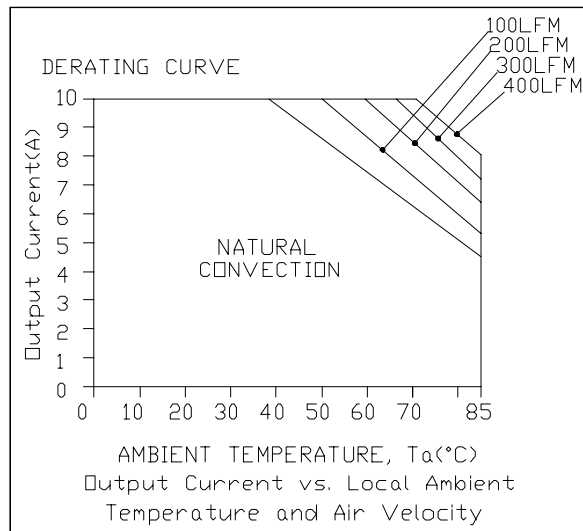
## Thermal Derating Curves (continued)



Vin=12 V, Vout=2.5 V



Vin=12 V, Vout=1.2 V



Vin=12 V, Vout=0.59 V

# NON-ISOLATED DC/DC CONVERTERS

4.5 Vdc - 13.8 Vdc Input

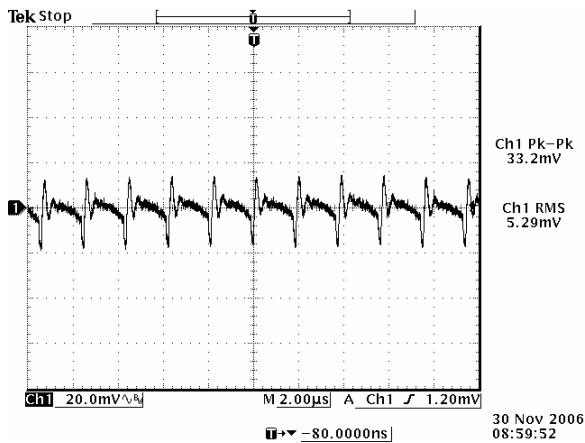
0.59 Vdc - 5.1 Vdc / 10 A Output



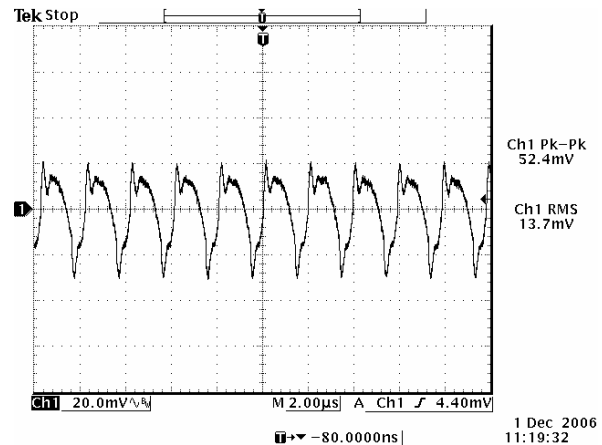
Oct 07, 2010

Bel Power Inc., a subsidiary of Bel Fuse Inc.

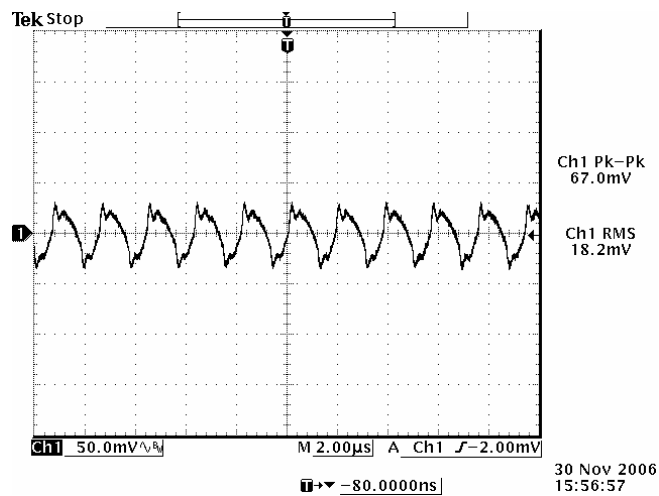
## Ripple and Noise Waveforms



12 V input, 0.591 V output



12 V input, 3.3 V output



12 V input, 5.0 V output

**Note:** Ripple and noise at full load, 0-20MHz BW, with a 1  $\mu$ F ceramic and a 10  $\mu$ F tantalum capacitor at the output,  $T_a=25$  deg C.

# NON-ISOLATED DC/DC CONVERTERS

4.5 Vdc - 13.8 Vdc Input

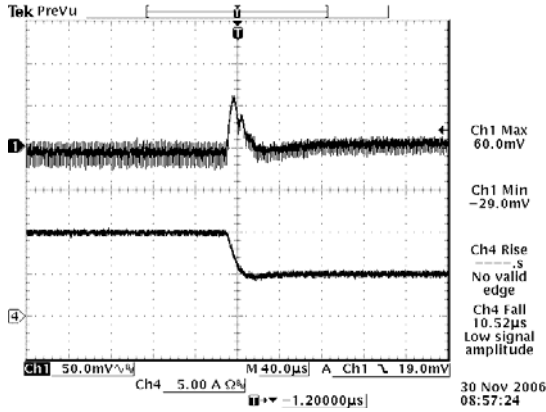
0.59 Vdc - 5.1 Vdc / 10 A Output



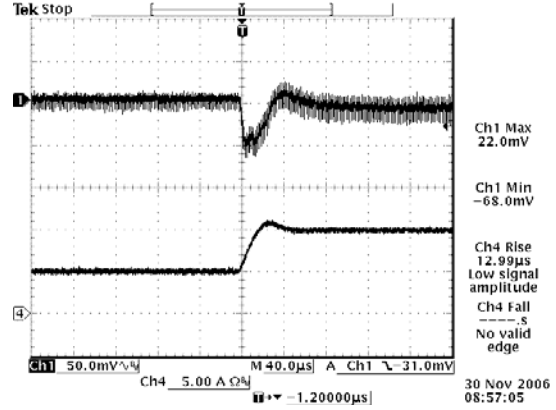
Oct 07, 2010

Bel Power Inc., a subsidiary of Bel Fuse Inc.

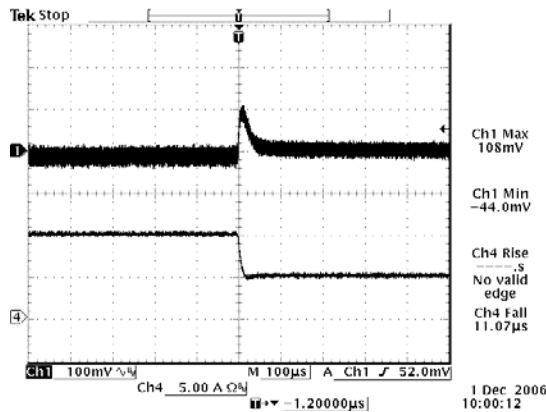
## Transient Response Waveforms



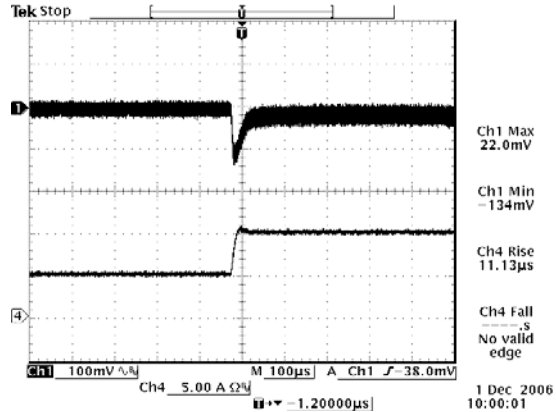
100% to 50% load step at 12 V input, 0.591 V output



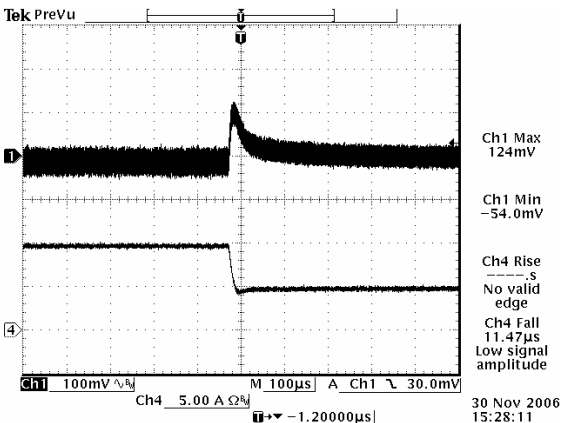
50% to 100% load step at 12 V input, 0.591 V output



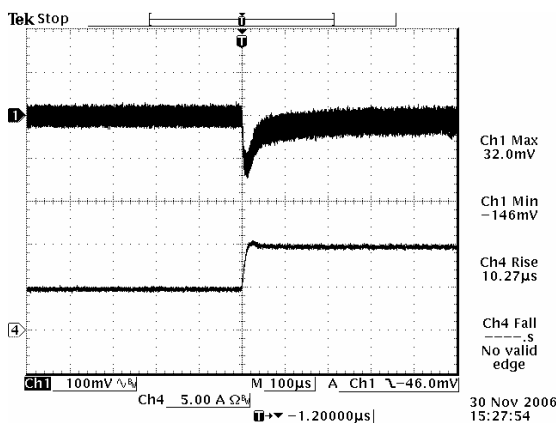
100% to 50% load step at 12 V input, 3.3 V output



50% to 100% load step at 12 V input, 3.3 V output



100% to 50% load step at 12 V input, 5.0 V output



50% to 100% load step at 12 V input, 5.0 V output

**Note:** Transient response at  $di/dt=0.25$  A/ $\mu$ S, with a 1 $\mu$ F ceramic cap and a 10  $\mu$ F tantalum cap at the output, and  $T_a=25$  deg C.



# NON-ISOLATED DC/DC CONVERTERS

4.5 Vdc - 13.8 Vdc Input

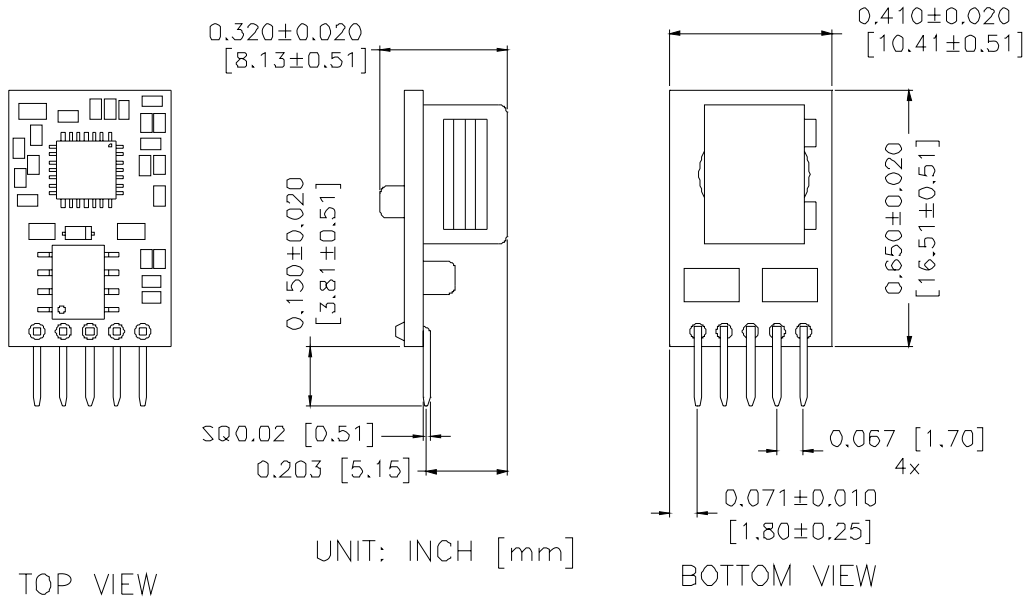
0.59 Vdc - 5.1 Vdc / 10 A Output



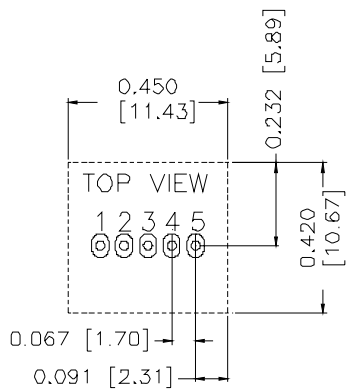
Oct 07, 2010

Bel Power Inc., a subsidiary of Bel Fuse Inc.

## Mechanical Outline

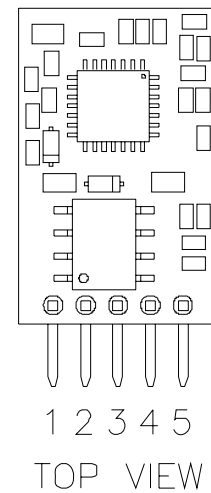


## RECOMMENDED PAD LAYOUT



## Pin Connections

Pin	Function
1	ENABLE
2	Vin
3	GND
4	Vout
5	Trim



PAD: LENGTH 0.067 [ø1.7] BOTH SIDE  
 WIDTH 0.047 [ø1.2] BOTH SIDE  
 HOLE: ø0.035 [ø0.89] BOTH SIDE

## NON-ISOLATED DC/DC CONVERTERS

4.5 Vdc - 13.8 Vdc Input

0.59 Vdc - 5.1 Vdc / 10 A Output



Oct 07, 2010

*Bel Power Inc., a subsidiary of Bel Fuse Inc.*

### Revision History

Date	Revision	Changes Detail	Approval
2010-04-22	G	1. Change operating temp range from 0~70°C to -40~85°C 2. Add the data of full load input current	XF JIANG
2010-10-07	H	Update Thermal Derating Curves	XF JIANG

### RoHS Compliance

Complies with the European Directive 2002/95/EC, calling for the elimination of lead and other hazardous substances from electronic products.



©2010 Bel Fuse Inc. Specifications subject to change without notice. 100710

#### CORPORATE

**Bel Fuse Inc.**  
206 Van Vorst Street  
Jersey City, NJ 07302  
Tel 201-432-0463  
Fax 201-432-9542  
[www.belfuse.com](http://www.belfuse.com)

#### FAR EAST

**Bel Fuse Ltd.**  
8F/ 8 Luk Hop Street  
San Po Kong  
Kowloon, Hong Kong  
Tel 852-2328-5515  
Fax 852-2352-3706  
[www.belfuse.com](http://www.belfuse.com)

#### EUROPE

**Bel Fuse Europe Ltd.**  
Preston Technology Management Centre  
Marsh Lane, Suite G7, Preston  
Lancashire, PR1 8UD, U.K.  
Tel 44-1772-556601  
Fax 44-1772-888366  
[www.belfuse.com](http://www.belfuse.com)