

PLEASE CHECK WWW.MOLEX.COM FOR LATEST PART INFORMATION

Part Number: [0482016362](#)

Status: **Active**

Description: D-Subminiature Shielded I/O PCB Female Receptacle, Right Angle, Through Hole, 25 Circuits, #4-40 Flush Insert, Screw Hole, Threaded, Gold (Au) Flash, PCB Thickness 1.60mm (.063"), Lead Free

Documents:

[3D Model](#)

[Drawing \(PDF\)](#)

[Product Specification PS-48201-001 \(PDF\)](#)

[RoHS Certificate of Compliance \(PDF\)](#)

General

Product Family	I/O Connectors
Series	48201
Application	Wire-to-Board
Comments	Shell: Steel, Flush Insert only
Component Type	Receptacle
Product Name	D-Sub
Type	N/A

Physical

Boot Color	N/A
Circuits (Loaded)	25
Circuits (maximum)	25
Color - Resin	Black
Durability (mating cycles max)	600
Gender	Female
Lock to Mating Part	No
Material - Metal	Phosphor Bronze
Material - Plating Mating	Gold
Material - Plating Termination	Tin
Material - Resin	Polyester
Number of Rows	2
Orientation	Right Angle
PC Tail Length (in)	0.125 In
PC Tail Length (mm)	3.18 mm
PCB Locator	No
PCB Retention	Yes
PCB Thickness Recommended (in)	0.063 In
PCB Thickness Recommended (mm)	1.60 mm
Packaging Type	Tray
Panel Mount	Yes
Pitch - Mating Interface (in)	0.054 In
Pitch - Mating Interface (mm)	1.38 mm
Pitch - Term. Interface (in)	0.054 In
Pitch - Term. Interface (mm)	1.38 mm
Plating min: Mating (µin)	2
Plating min: Mating (µm)	0.05
Plating min: Termination (µin)	100
Plating min: Termination (µm)	2.54
Polarized to Mating Part	Yes
Polarized to PCB	Yes
Ports	1
Surface Mount Compatible (SMC)	No
Temperature Range - Operating	-55°C to +85°C
Termination Interface: Style	Through Hole
Waterproof / Dustproof	No




image - Reference only

Series

EU RoHS

**ELV and RoHS
Compliant**

REACH SVHC

Not Reviewed

Halogen-Free

Status

Not Reviewed

China RoHS



**Need more information on product
environmental compliance?**

Email productcompliance@molex.com
For a multiple part number RoHS Certificate of
Compliance, [click here](#)

Please visit the [Contact Us](#) section for any
non-product compliance questions.

Search Parts in this Series

[48201Series](#)

Mates With

[48202 D-Sub Male Plug](#)

Wire Size AWG

N/A

Electrical

Current - Maximum per Contact

1A

Shield Type

Full Shield

Shielded

Yes

Voltage - Maximum

300V DC

Solder Process Data

Lead-free Process Capability

Wave Capable (TH only)

Process Temperature max. C

260

Material Info

Reference - Drawing Numbers

Product Specification

PS-48201-001

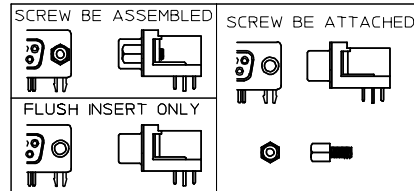
Sales Drawing

SD-48201-001

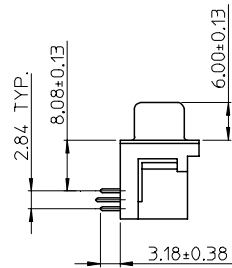
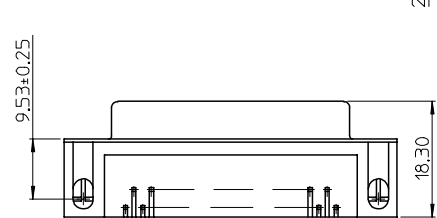
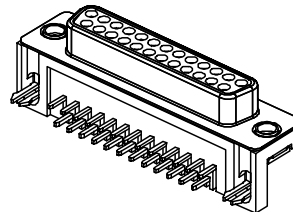
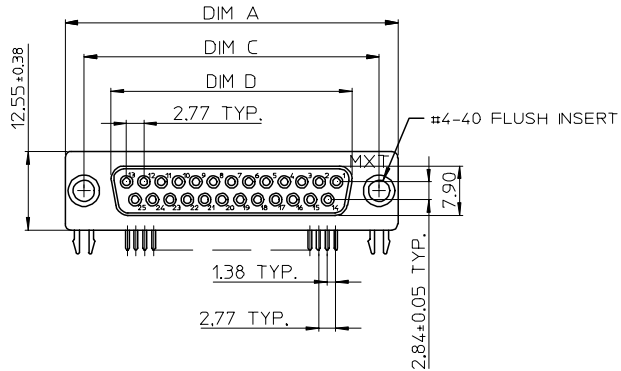
This document was generated on 03/31/2010

PLEASE CHECK WWW.MOLEX.COM FOR LATEST PART INFORMATION

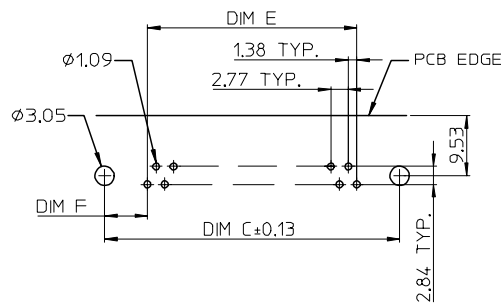
CKT SIZE	DIM A	DIM C	DIM D	DIM E	DIM F
9	30.81	24.99	16.33	11.07	6.96
15	39.14	33.32	24.66	19.38	6.97
25	53.04	47.04	38.38	33.22	6.91
37	69.32	63.50	54.84	49.83	6.84



- NOTE:
- MATERIAL:
 - HOUSING: POLYESTER GLASS FILLED,UL94-V0,COLOR:BLACK
 - TERMINAL :PHOSPHOR BRONZE
 - METAL SHELL: SPCC
 - BOARD LOCK: BRASS
 - SCREW: BRASS
 - PLATING:
 - TERMINAL:
 - CONTACT AREA: SEE PART NUMBER LEGEND
 - SOLDER TAIL: TIN(Sn), THICKNESS=100 MICREINCH MIN/2.54 MICROMETER MIN.
 - UNDER PLATE: NICKEL(Ni),THICKNESS=50 MICREINCH MIN/1.27 MICROMETER MIN.
 - METAL SHELL: TIN (Sn),THICKNESS=100 MICREINCH MIN/2.54 MICROMETER MIN.
 - UNDER PLATE: COPPER(Cu),THICKNESS=50 MICREINCH MIN/1.27 MICROMETER MIN.
 - BOARD LOCK: TIN (Sn),THICKNESS=100 MICREINCH MIN/2.54 MICROMETER MIN.
 - SCREW: NICKEL(Ni),THICKNESS=50 MICREINCH MIN/1.27 MICROMETER MIN.
 - RECOMMENDED PCB THICKNESS: 1.60 +/- 0.05mm
 - PRODUCT SPECIFICATION: REFER TO PS-48201-001
 - TEST SUMMARY: REFER TO TS-48201-001
 - PACKAGING SPECIFICATION: REFER TO PK-48201-001
 - LEAD FREE AND ROHS COMPLIANCE PRODUCT



RECOMMENDED PCB LAYOUT



PART NUMBER LEGEND

CKT SIZE	GOLD PLATING	SCREW OPTION
48201-6	*	*
0:9		1:2 PCS #4-40 ROUND INNER THREAD SCREW RIVETTED
1:15		2:FLUSH INSERT ONLY
3:25		3:2 PCS #4-40 INNER THREAD SCREW ASSEMBLED
4:37		4:2 PCS M2.6 INNER THREAD SCREW ASSEMBLED
5:25		5:2 PCS M3 INNER THREAD SCREW ASSEMBLED
6:2		6:2 PCS #4-40 HEX INNER THREAD SCREW ATTACHED
7:2		7:2 PCS M2.6 INNER THREAD SCREW ATTACHED
8:2		8:2 PCS M3 INNER THREAD SCREW ATTACHED
4:30		4:30 MICRO INCH MINIMUM GOLD IN CONTACT AREA
5:15		5:15 MICRO INCH MINIMUM GOLD IN CONTACT AREA
6:6		6:6 GOLD FLASH IN CONTACT AREA

L/F FOR 87204-6*** EC NO: SHZ2005020898	DRWN:JCHEN12 2005/04/29 CHKD: 2005/05/04 APPR:WWSCHANG 2005/05/04	QUALITY SYMBOLS ▽=0 ∇=0	GENERAL TOLERANCES (UNLESS SPECIFIED)		DIMENSION STYLE MM ONLY		SCALE 1:1	DESIGN UNITS METRIC	THIRD ANGLE PROJECTION
				mm	INCH	DRAWN BY LINDA	DATE 05/04/18	TITLE STANDARD D-SUB FEMALE TYPE FORK BOARD LOCK (LEAD FREE VERSION)	
			4 PLACES ± --- ± ---						
			3 PLACES ± --- ± ---						
			2 PLACES ± 0.25 ± ---						
			1 PLACE ± 0.25 ± ---						
			ANGULAR ± 3 °						
			DRAFT WHERE APPLICABLE MUST REMAIN WITHIN DIMENSIONS						
					MATERIAL NO. SEE TABLE		DOCUMENT NO. SD-48201-001		SHEET NO. 1 OF 1
					SIZE A4	THIS DRAWING CONTAINS INFORMATION THAT IS PROPRIETARY TO MOLEX INCORPORATED AND SHOULD NOT BE USED WITHOUT WRITTEN PERMISSION			