

Component terminal block - URTK/S-BEN - 0309086

Please be informed that the data shown in this PDF Document is generated from our Online Catalog. Please find the complete data in the user's documentation. Our General Terms of Use for Downloads are valid (<http://download.phoenixcontact.com>)



Component terminal block, Connection method: Screw connection, Cross section: 0.5 mm²- 10 mm², AWG:20 - 10, Width: 8.2 mm, Mounting type: NS 35/7.5, NS 35/15, NS 32, Color: gray

Product description


Component terminal block, Connection method: Screw connection, Cross section: 0.5 mm²- 10 mm², AWG:20 - 10, Width: 8.2 mm, Mounting type: NS 35/7.5, NS 35/15, NS 32, Color: gray

Why buy this product

- ✓ Easy and clear testing in current transformer secondary circuits can be performed using the test disconnect terminal blocks of the URTK/S range
- ✓ On both sides of the disconnect point, the terminal block has a test socket which can also be used to switch across to neighboring terminal blocks



Key commercial data

Packing unit	1
Minimum order quantity	50
Catalog page	Page 463 (CL1-2011)
GTIN	 4 017918 001025
Weight per piece (including packing)	0.0 GRM
Weight per Piece (excluding packing)	31.64 GRM
Country of origin	GERMANY

Technical data

General

Number of levels	1
Number of connections	2
Color	gray
Insulating material	PA
Inflammability class according to UL 94	V0

Dimensions

Length	61 mm
Width	8.2 mm

Component terminal block - URTK/S-BEN - 0309086

Technical data

Dimensions

Height NS 35/7.5	58.5 mm
Height NS 35/15	66 mm
Height NS 32	63.5 mm

Technical data

Rated surge voltage	6 kV
Pollution degree	3
Surge voltage category	III
Insulating material group	I
Connection in acc. with standard	IEC 60947-7-1
Nominal current I _N	41 A
Nominal voltage U _N	500 V

Connection data

Conductor cross section solid min.	0.5 mm ²
Conductor cross section solid max.	10 mm ²
Conductor cross section stranded min.	0.5 mm ²
Conductor cross section stranded max.	6 mm ²
Conductor cross section AWG/kcmil min.	20
Conductor cross section AWG/kcmil max	8
Conductor cross section stranded, with ferrule without plastic sleeve min.	0.5 mm ²
Conductor cross section stranded, with ferrule without plastic sleeve max.	6 mm ²
Conductor cross section stranded, with ferrule with plastic sleeve min.	0.5 mm ²
Conductor cross section stranded, with ferrule with plastic sleeve max.	4 mm ²
2 conductors with same cross section, solid min.	0.5 mm ²
2 conductors with same cross section, solid max.	2.5 mm ²
2 conductors with same cross section, stranded min.	0.5 mm ²
2 conductors with same cross section, stranded max.	6 mm ²
2 conductors with same cross section, stranded, ferrules without plastic sleeve, min.	0.5 mm ²
2 conductors with same cross section, stranded, ferrules without plastic sleeve, max.	4 mm ²
2 conductors with same cross section, stranded, TWIN ferrules with plastic sleeve, min.	0.5 mm ²
2 conductors with same cross section, stranded, TWIN ferrules with plastic sleeve, max.	4 mm ²
Cross section with insertion bridge, solid max.	10 mm ²
Cross section with insertion bridge, stranded max.	6 mm ²
Connection method	Screw connection
Stripping length	10 mm
Screw thread	M4
Tightening torque, min	1.5 Nm

Component terminal block - URTK/S-BEN - 0309086

Technical data

Connection data

Tightening torque max	1.8 Nm
-----------------------	--------

Classifications

eClass

eClass 4.0	27141126
eClass 4.1	27141126
eClass 5.0	27141127
eClass 5.1	27141127
eClass 6.0	27141127

etim

ETIM 2.0	EC000902
ETIM 3.0	EC000902
ETIM 4.0	EC000902

unspsc

UNSPSC 6.01	30211811
UNSPSC 7.0901	39121410
UNSPSC 11	39121410
UNSPSC 12.01	39121410
UNSPSC 13.2	39121410

Approvals

Certificates

Certification

CSA / UL Recognized / KEMA-KEUR / cUL Recognized / GOST / DNV / RS / PRS / CCA / GOST / cULus Recognized

Certification EX

Certification submitted

Approval details

CSA	
mm ² /AWG/kcmil	26-10
Nominal current IN	40 A

Component terminal block - URTK/S-BEN - 0309086

Approvals

Nominal voltage UN	300 V
--------------------	-------

UL Recognized	
mm ² /AWG/kcmil	26-8
Nominal current I _N	50 A
Nominal voltage UN	300 V

KEMA-KEUR	
mm ² /AWG/kcmil	6
Nominal voltage UN	500 V

cUL Recognized	
mm ² /AWG/kcmil	26-8
Nominal current I _N	50 A
Nominal voltage UN	300 V

GOST

DNV

RS

PRS

CCA	
mm ² /AWG/kcmil	6
Nominal voltage UN	500 V

GOST

cULus Recognized

Accessories

Accessories

Assembly

Component terminal block - URTK/S-BEN - 0309086

Accessories

DIN rail - NS 35/ 7,5 UNPERF 2000MM - 0801681



DIN rail, material: Steel, unperforated, height 7.5 mm, width 35 mm, length: 2 m

DIN rail - NS 35/ 7,5 CU UNPERF 2000MM - 0801762



DIN rail, material: Copper, unperforated, height 7.5 mm, width 35 mm, length: 2 m

DIN rail - NS 32 CU/120QMM UNPERF 2000MM - 1201280



G-profile DIN rail, deep-drawn, material: Copper, unperforated, height 15 mm, width 32 mm, length 2 m

DIN rail - NS 35/15 UNPERF 2000MM - 1201714



DIN rail, material: Steel, unperforated, height 15 mm, width 35 mm, length: 2 m

DIN rail - NS 32 CU/35QMM UNPERF 2000MM - 1201358



G-profile DIN rail, material: Copper, unperforated, height 15 mm, width 32 mm, length 2 m

DIN rail - NS 32 AL UNPERF 2000MM - 1201028



G rail 32 mm (NS 32)

Component terminal block - URTK/S-BEN - 0309086

Accessories

DIN rail - NS 32 UNPERF 2000MM - 1201015

G-profile DIN rail, material: Steel, unperforated, height 15 mm, width 32 mm, length 2 m



DIN rail - NS 32 PERF 2000MM - 1201002

G-profile DIN rail, material: Steel, perforated, height 15 mm, width 32 mm, length 2 m



DIN rail - NS 35/15 CU UNPERF 2000MM - 1201895

DIN rail, material: Copper, unperforated, 1.5 mm thick, height 15 mm, width 35 mm, length: 2 m



DIN rail - NS 35/15-2,3 UNPERF 2000MM - 1201798

DIN rail, material: Steel, unperforated, 2.3 mm thick, height 15 mm, width 35 mm, length: 2 m



DIN rail, unperforated - NS 35/15 AL UNPERF 2000MM - 1201756

DIN rail, deep drawn, high profile, unperforated, 1.5 mm thick, material: aluminum, height 15 mm, width 35 mm, length 2000



Component terminal block - URTK/S-BEN - 0309086

Accessories

DIN rail perforated - NS 35/15 PERF 2000MM - 1201730



DIN rail, material: steel galvanized and passivated with a thick layer, perforated, height 15 mm, width 35 mm, length: 2000 m

DIN rail perforated - NS 35/ 7,5 PERF 2000MM - 0801733



DIN rail, material: steel galvanized and passivated with a thick layer, perforated, height 7.5 mm, width 35 mm, length: 2000 m

End clamp - CLIPFIX 35 - 3022218



Snap-on end bracket, for 35 mm NS 35/7.5 or NS 35/15 DIN rail, can be fitted with Zack strip ZB 8 and ZB 8/27, terminal strip

End clamp - E/UK - 1201442



End clamp, for assembly on NS 32 or NS 35/7.5 DIN rail

End cover - D-URTK/S-BEN - 0308029



End cover, Length: 61 mm, Width: 2.2 mm, Color: gray

Separating plate - TS-RTK-BEN - 0308210



Separating plate, Length: 61 mm, Width: 0.8 mm, Color: gray

Component terminal block - URTK/S-BEN - 0309086

Accessories

Partition plate - ATS-RTK-BEN - 0308223

Partition plate, Length: 61 mm, Width: 0.8 mm, Height: 58.5 mm, Color: gray



Bridges

Insertion bridge - EB 2- 8 - 0202154

Insertion bridge, Number of positions: 2, Color: gray



Insertion bridge - EB 3- 8 - 0202141

Insertion bridge, Number of positions: 3, Color: gray



Insertion bridge - EB 10- 8 - 0202138

Insertion bridge, Number of positions: 10, Color: gray



Switching lock - S - 0308359

Switching lock, Length: 12 mm, Width: 8.2 mm, Color: white

Marking

Component terminal block - URTK/S-BEN - 0309086

Accessories

Zack marker strip - ZB 8:SO/CMS - 1050512

Zack marker strip, white, For terminal block width: 8 mm



Marker cards - SBS 8:UNBEDRUCKT - 1007235

Marker cards, Card, white, Unlabeled, Can be labeled with: Plotter, Mounting type: Snap into tall marker groove, Snap into flange



Plug/Adapter

Short-circuit connector - KSS 4- 8 - 0309549

Short-circuit connector, Number of positions: 4, Color: black



Screwdriver - SZG 0,9X6,5 VDE - 1205134

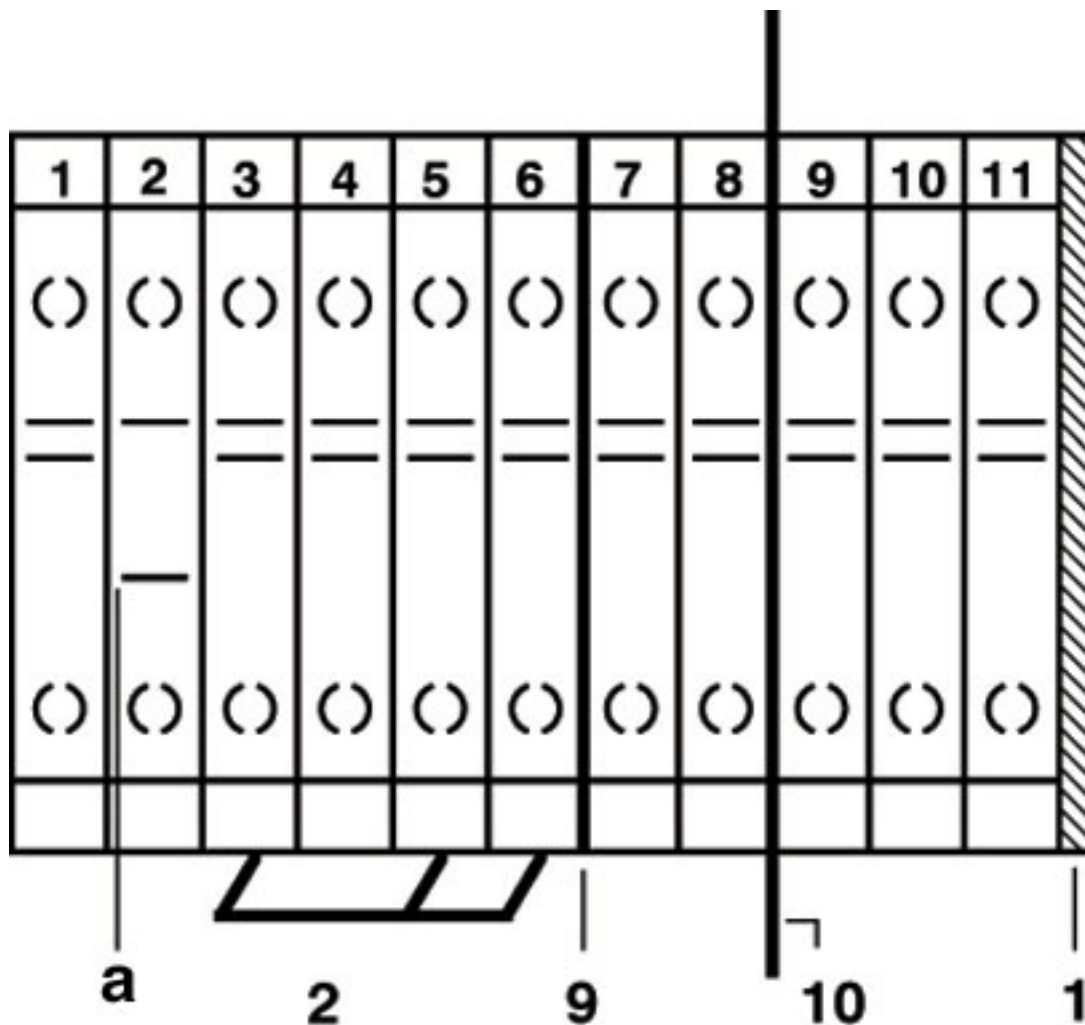
Screwdriver, bladed, graded, for test socket screws, size: 0.9 x 6.5 x 175 mm, 2-component grip, with non-slip grip



Drawings

Component terminal block - URTK/S-BEN - 0309086

Circuit diagram

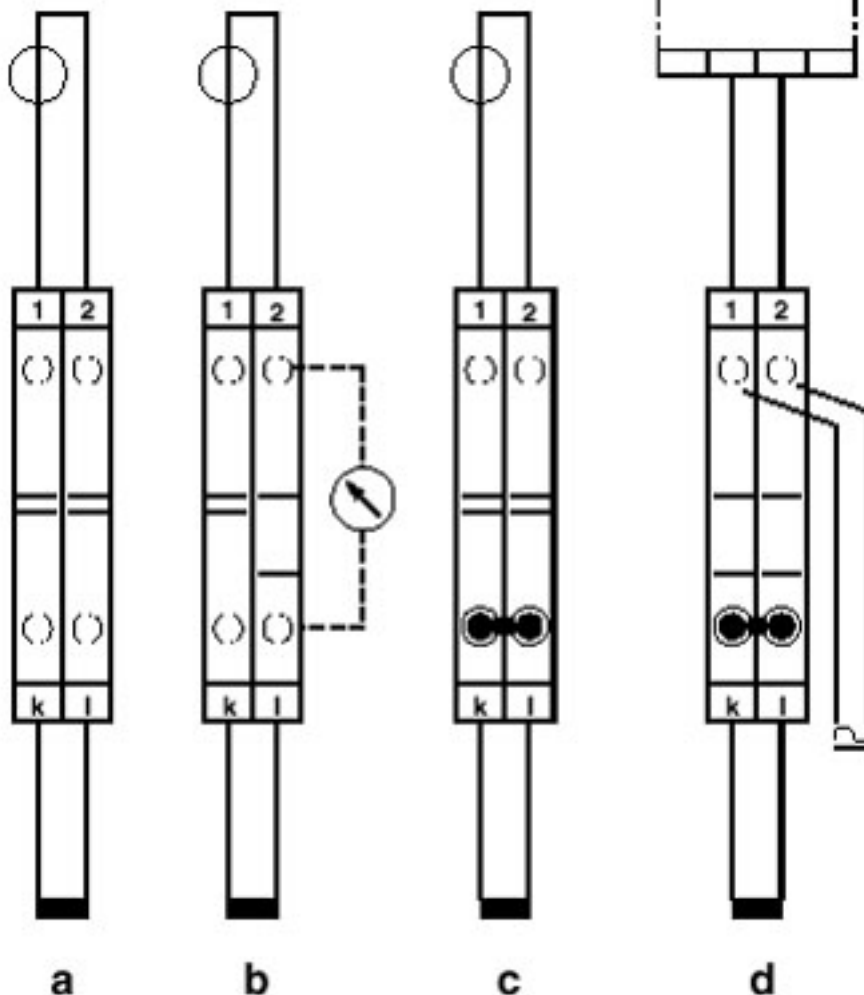


- a = open
- 1 = cover
- 2 = insertion bridge
- 9 = separating plate
- 10 = partition plate

Component terminal block - URTK/S-BEN - 0309086

Schematic diagram

Circuit diagram



Simple current transformer test circuit

a = normal operation

b = measured value testing

c = transformer short-circuit

d = relay testing