




# Single Row IDC Header

## Series 8284

IDC header/socket for 0.100" (2.54mm) pitch IDC for 0.100" (2.54mm) round conductor flat cable uses similar 8289/8290 contact components recognized under UL & CSA specifications, but housed in a single row insulator format. The header is a 1-piece insulator with right angle, straight solder or press-fit terminations. The socket is a 2-piece insulator design with IDC contacts suitable for termination to 26/28 AWG stranded ribbon cable or dip solder terminations.



### TECHNICAL SPECIFICATION

**Material:**

Molding - UL94VO rated grey polyester  
Contact - Copper alloy

**Current Rating:**

1.5 Amp maximum at 25°C  
1 Amp maximum at 70°C

**Insulation Resistance:**

1000 megohms

**Dielectric Withstanding Voltage:**

1050V DC or AC peak

**Voltage Rating:**

350V DC or AC peak

**Contact Resistance:**

20 milliohms maximum

**Operating Temperature:**

-55°C to +125°C

**Mechanical Endurance:**

Standard tin plating - 10 cycles

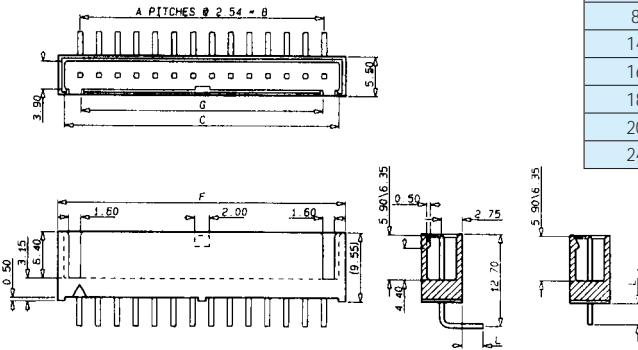
**Insertion/Withdrawal Forces:**

2.7N max insertion force per contact  
0.2N min withdrawal force per contact

### CUSTOMER APPLICATION TOOLING

A standard hand press set and platen is available.  
See page 27.

### HEADER



**DIMENSIONS:** millimeters (inches)

No. of Positions	A	B	C	D	E	F	G
8	7	17.78 (0.70)	21.30 (0.84)	18.54 (0.73)	19.30 (0.76)	23.70 (0.93)	17.54 (0.69)
14	13	33.02 (1.30)	36.54 (1.44)	33.78 (1.33)	34.54 (1.36)	38.94 (1.53)	32.78 (1.29)
16	15	38.10 (1.50)	42.22 (1.66)	38.86 (1.53)	39.62 (1.56)	44.02 (1.73)	37.86 (1.49)
18	17	43.18 (1.70)	46.70 (1.84)	43.94 (1.73)	44.70 (1.76)	49.10 (1.93)	42.94 (1.69)
20	19	48.26 (1.90)	52.38 (2.06)	49.02 (1.93)	49.78 (1.96)	54.18 (2.13)	48.02 (1.89)
24	23	58.42 (2.30)	61.94 (2.44)	59.18 (2.33)	59.94 (2.36)	64.34 (2.53)	58.18 (2.29)

### ORDERING CODE

10

Connector Code Prefix

10 = Header Connector

8284

Series Number

014

Number of Contacts

- 008 = 8 position
- 014 = 14 position
- 016 = 16 position
- 018 = 18 position
- 020 = 20 position
- 024 = 24 position

000

Contact Variation

- 000 = 0.110" (2.8mm) Straight PC Tail
- 001 = 0.146" (3.7mm) Straight PC Tail
- 002 = 0.110" (2.8mm) R.A. PC Tail
- 003 = 0.146" (3.7mm) R.A. PC Tail
- 009 = 0.209" (5.3mm) Straight PC Tail

030

Plating Variation

- 030 = Tin plating, 10 cycles
- 040 = Gold plating, 50 cycles

# Single Row IDC Socket

## Series 8284



IDC header/socket for 0.100" (2.54mm) pitch IDC for 0.100" (2.54mm) round conductor flat cable uses similar 8289/8290 contact components recognized under UL & CSA specifications, but housed in a single row insulator format. The header is a 1-piece insulator with right angle, straight solder or press-fit terminations. The socket is a 2-piece insulator design with IDC contacts suitable for termination to 26/28 AWG stranded ribbon cable or dip solder terminations.



### TECHNICAL SPECIFICATION

**Material:**

Molding - UL94VO rated grey polyester  
Contact - Copper alloy

**Current Rating:**

1.5 Amp maximum at 25°C  
1 Amp maximum at 70°C

**Insulation Resistance:**

1000 megohms

**Dielectric Withstanding Voltage:**

1050V DC or AC peak

**Voltage Rating:**

350V DC or AC peak

**Contact Resistance:**

20 milliohms maximum

**Operating Temperature:**

-55°C to +125°C

**Mechanical Endurance:**

Standard tin plating - 10 cycles

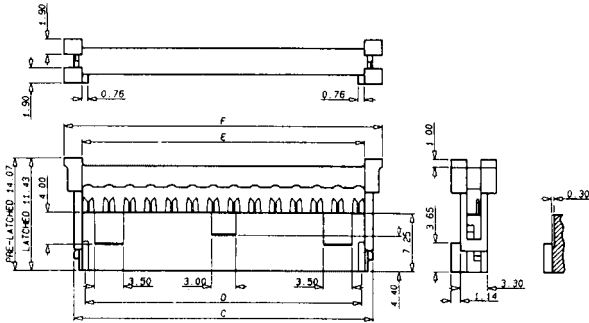
**Insertion/Withdrawal Forces:**

2.7N max insertion force per contact  
0.2N min withdrawal force per contact

### CUSTOMER APPLICATION TOOLING

A standard hand press set and platen is available.  
See page 27.

### SOCKET



**DIMENSIONS:** millimeters (inches)

No. of Positions	A	B	C	D	E	F
8	7	17.78 (0.70)	21.30 (0.84)	18.54 (0.72)	19.30 (0.76)	23.70 (0.93)
14	13	33.02 (1.18)	36.54 (1.45)	33.78 (1.33)	34.54 (1.36)	38.94 (1.53)
16	15	38.10 (1.50)	42.22 (1.66)	38.86 (1.53)	39.62 (1.56)	44.02 (1.73)
18	17	43.18 (1.70)	46.70 (1.84)	43.94 (1.73)	44.70 (1.76)	49.10 (1.93)
20	19	48.26 (1.90)	52.38 (2.06)	49.02 (1.93)	49.78 (1.96)	54.18 (2.13)
24	23	58.42 (2.30)	61.94 (2.44)	59.18 (2.33)	59.94 (2.36)	64.34 (2.53)

### ORDERING CODE

20

Connector Code Prefix

20 = Socket Connector

8284

Series Number

014

Number of Contacts

008 = 8 position  
014 = 14 position  
016 = 16 position  
018 = 18 position  
020 = 20 position  
024 = 24 position

000

Contact Variation

000 = Standard IDC contact 26/28 AWG

030

Plating Variation

030 = Tin plating, 10 cycles  
040 = Gold plating, 50 cycles