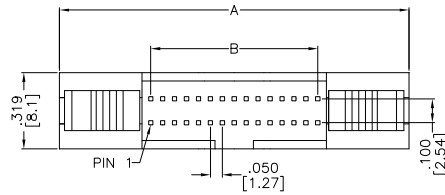
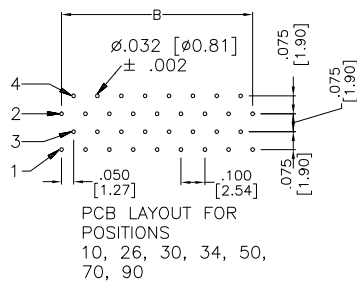
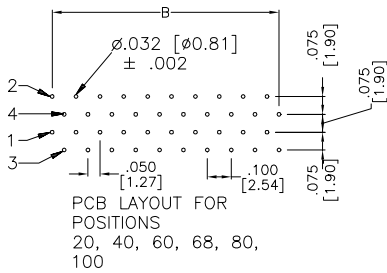
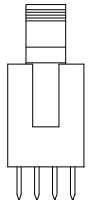
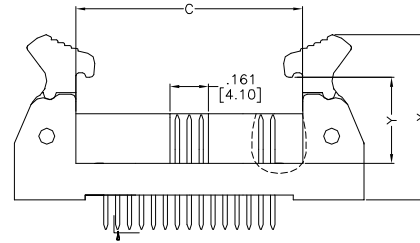


Major League Electronics .050" cl x .100" cl Latching Shrouded Header

ACCESSORIES	X	Y
LONG LATCH	.748 [19.0]	.419 [10.65]
SHORT LATCH	.689 [17.5]	.315 [8.0]



PINS PER ROW	A	B	C
5	0.965 [24.50]	0.200 [5.08]	0.451 [11.46]
10	1.215 [30.85]	0.450 [11.43]	0.701 [17.81]
13	1.365 [34.66]	0.600 [15.24]	0.851 [21.62]
15	1.465 [37.20]	0.700 [17.78]	0.951 [24.16]
17	1.565 [39.74]	0.800 [20.32]	1.051 [26.70]
20	1.715 [43.55]	0.950 [24.13]	1.201 [30.51]
25	1.965 [49.90]	1.200 [30.48]	1.451 [36.86]
30	2.215 [56.25]	1.450 [36.83]	1.701 [43.21]
34	2.415 [61.33]	1.650 [41.91]	1.901 [48.29]
40	2.715 [68.95]	1.950 [49.53]	2.201 [55.91]
45	2.965 [75.30]	2.200 [55.88]	2.451 [62.26]
50	3.215 [81.65]	2.450 [62.23]	2.701 [68.61]



Tails may be clipped to achieve desired pin length

Ordering Information

SHTSL-6 - - 02 - - - - LF

Pins Per Row
Only available in:
05, 10, 13, 15, 17, 20, 25,
30, 34, 40, 45, 50

Double

Style
02 = Tail Length .126 (3.2mm)

Lead Free

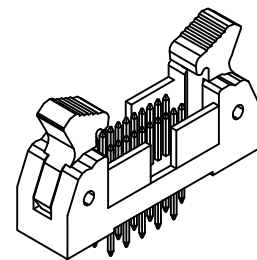
Polarized Position
010 - 100
Leave blank if not needed

Ejector Latch
LL = Long
SL = Short

Plating Options	
- 10µ Gold on Contact Area/Matte Tin on Tail	GT
- 3µ Selective Gold	FT
- Matte Tin all Over	T
- Gold Flash Over Entire Pin	F

Standard plating = FT

Mates with:
IDS-6



Insulator	PBT, glass reinforced, rated UL 94V-0	Current Rating	1 Amp
Contact	Phosphor Bronze	Dielectric Withstanding	250V AC for one minute
Insulation Resistance	1000 MOHMS min.	Operating Temperature	-40°C to +105°C
Contact Resistance	30 mOHMSmax.	Terminated with	.025" [0.635mm] pitch cable assembly

Products cut to specific sizes are uncancellable/nonreturnable

Parts are subject to change without notice

SHTSL-6 SERIES

.050" cl x .100" cl Latching Shrouded Header - Straight

23 APR 07

Scale
NTS

UNLESS OTHERWISE SPECIFIED
DIMENSIONS IN INCHES (MM)
TOLERANCES ARE:

ONE PLACE DECIMALS ±.100
TWO PLACE DECIMALS ±.010
THREE PLACE DECIMALS ±.005
FOUR PLACE DECIMALS ±.002



4235 Earnings Way, New Albany, Indiana, 47150, USA
1-800-782-3486 (USA/Canada/Mexico)
Tel: 812-944-7244
Fax: 812-944-7268
E-mail: mle@mlelectronics.com
Web: www.mlelectronics.com

Revision
B

Sheet
1/2

Revisions

Revision B - 2nd October 2009

Amendment to pins per row table and ordering grid,
35 option removed

UNLESS OTHERWISE SPECIFIED
DIMENSIONS IN INCHES (MM)
TOLERANCES ARE:
ONE PLACE DECIMALS ±.100
TWO PLACE DECIMALS ±.010
THREE PLACE DECIMALS ±.005
FOUR PLACE DECIMALS ±.002

SHTSL-6 SERIES

.050" cl x .100" cl Latching Shrouded Header - Straight

23 APR 07

Scale
NTS



4235 Earnings Way, New Albany, Indiana, 47150, USA
1-800-782-3486 (USA/Canada/Mexico)
Tel: 812-944-7244
Fax: 812-944-7268
E-mail: mle@mlelectronics.com

Revision
B

Sheet
2/2