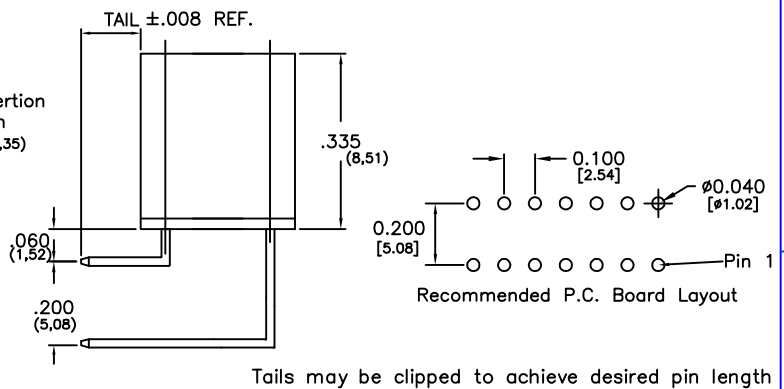
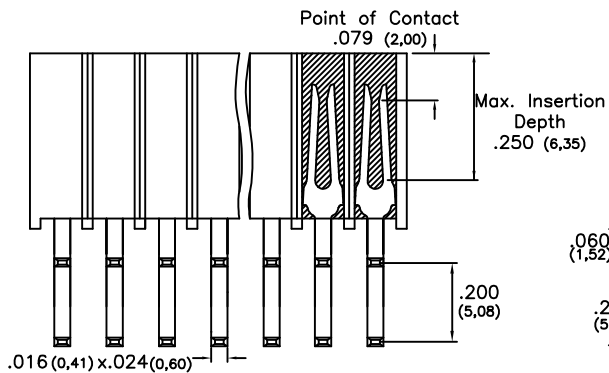
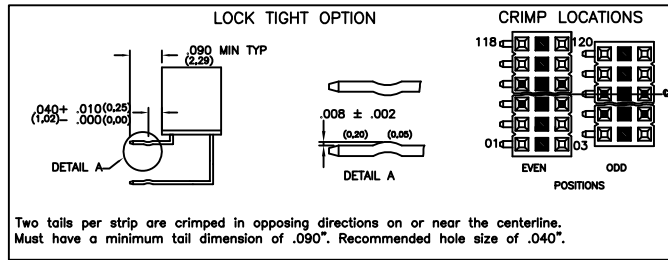
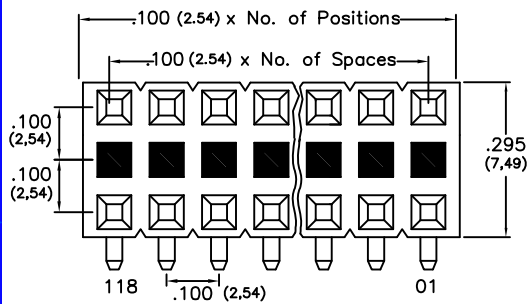
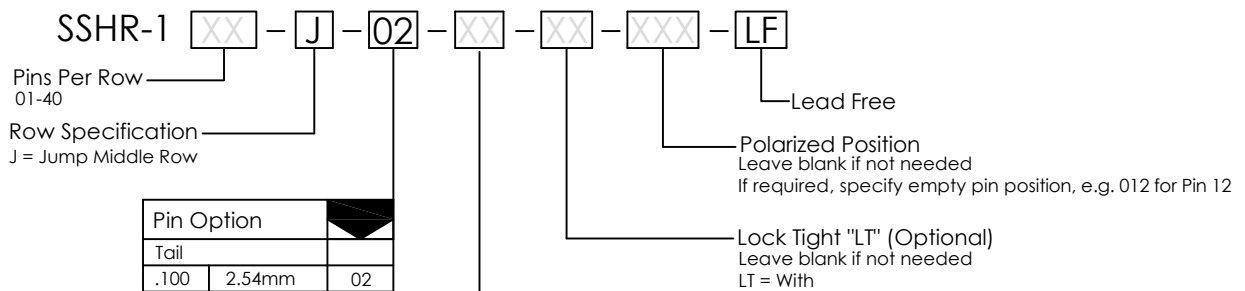


Major League Electronics .100 cl Socket Strips - Right Angle



Ordering Information



Plating Options	
G	- 10µ Gold on Contact area/Flash on Tail
T	- Matte Tin all Over
GT	- 10µ Gold on Contact Area / Matte Tin on Tail
H	- 30µ Gold on Contact Area / Matte Tin on Tail
F	- Gold Flash over Entire Pin

Specifications

Insertion Depth: .145 (3,68) to .250 (6,35)

Insertion Force - Per Contact - H Plating:
6oz. (1,67N) avg with .025 (0,64mm) sq. pin

Withdrawal Force - Per Contact - H Plating:
5oz. (1,39N) avg with .025 (0,64mm) sq. pin

Current Rating: 3.0 Ampere

Insulation Resistance: 1000MΩ Min.

Dielectric Withstanding: 600V AC

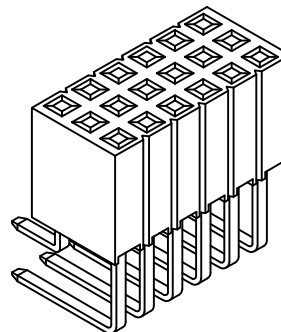
Contact Resistance: 20 mΩ Max.

Operating Temperature: -40°C to + 105°C

Max. Process Temperature:
Peak: 260°C up to 20 secs.
Process: 230°C up to 60 secs.
Wave: 260°C up to 6 secs.
Manual Solder: 350°C up to 5 secs.

Materials

Contact Material: Phosphor Bronze
Insulator Material: Nylon 6T
Plating: Au or Sn over 50µ" (1,27) Ni



Mates with:

BSTC, TSHCR,
BSTCM, TSHCRE,
BSTCR, TSHCRSM,
BSTCRSM, TSHR,
BSTS, TSHRE,
LBSTCM, TSHS,
LTSHCR, TSHSCM,
LTSHCRE, TSHSM,
LTSHR, ULTSHSM,
LTSHRE, ULTSHC,
LTSHSM, ULTSHCR,
TSHC,

Products cut to specific sizes are uncancellable/nonreturnable

Parts are subject to change without notice

SSHR-1-J SERIES

.100 cl Jump Middle Row - Right Angle
Socket Strips

18 JAN 07

Scale
NTS

UNLESS OTHERWISE SPECIFIED
DIMENSIONS IN INCHES (MM)
TOLERANCES ARE:

ONE PLACE DECIMALS ±.100
TWO PLACE DECIMALS ±.010
THREE PLACE DECIMALS ±.005
FOUR PLACE DECIMALS ±.0020
ANGLES
35



4235 Earnings Way, New Albany, Indiana, 47150, USA
1-800-782-3486 (USA/Canada/Mexico)

Tel: 812-944-7244
Fax: 812-944-7268

E-mail: mle@mlelectronics.com
Web: www.mlelectronics.com

Edition
1

Sheet
1/1