

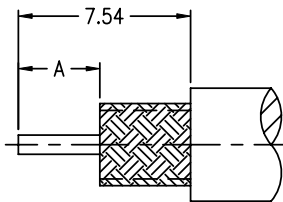
NOTES:

1. MATERIALS AND FINISHES  
 BODY - BRASS, NICKEL PLATING  
 CONTACT - BERYLLIUM COPPER, SILVER PLATING  
 INSULATOR - PTFE
2. ELECTRICAL:  
 A. IMPEDANCE: 50 OHM  
 B. FREQUENCY RANGE: DC 0-4 GHz  
 D. DIELECTRIC WITHSTANDING VOLTAGE: 1500 VRMS, MIN.
3. MECHANICAL:  
 A. DURABILITY: 500 CYCLES MIN.  
 B. TEMPERATURE RANGE: - 65°C to +165°C
4. USED WITH CABLES : 59B/U, 62A/U, 71B/U, 140/U, 210/U
5. CONTACT PIN SOLDER TO CABLE
6. INSULATOR IS USED WITH RG-62A/U OR RG-71B/U CABLES ONLY.

THIRD ANGLE PROJ.

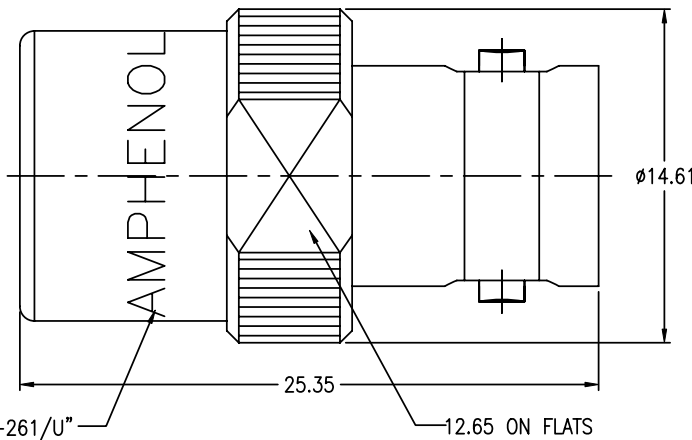
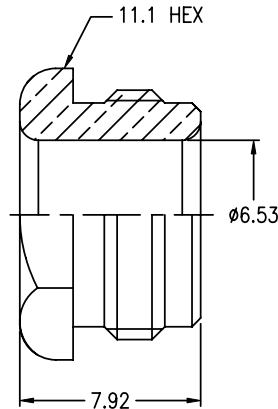
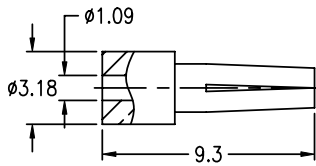
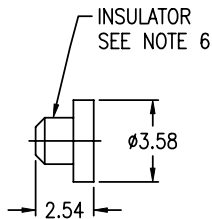
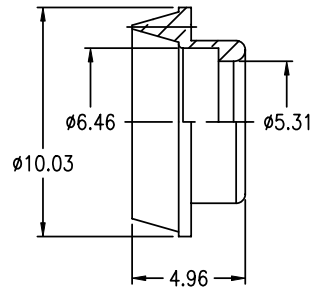
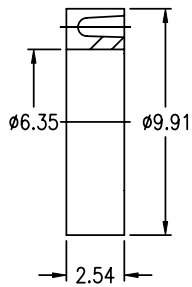
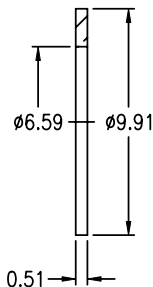
REVISIONS

| REV | DESCRIPTION                                  | DATE      | ECO   | APPR |
|-----|--|-----------|-------|------|
| S   | REDRAWN TO UPDATE FORMAT                     | 08-Dec-08 | 47204 | SH   |
| T   | STAMP "AMPHENOL" WAS "74868"\RD-DM11120601R3 | 26-Dec-11 | 48842 | SH   |



| CABLE     | A    |
|-----------|------|
| RG-59 B/U | 2.78 |
| RG-62 A/U | 3.57 |
| RG-71 B/U |      |

RECOMMENDED  
CABLE STRIPPING DIM'S



**CUSTOMER OUTLINE DRAWING**  
ALL OTHER SHEETS ARE FOR INTERNAL USE ONLY

UNLESS OTHERWISE SPECIFIED, DIMENSIONS ARE IN METRIC AND TOLERANCES ARE:  
 0.5 - 6mm ±0.1mm    6 - 30mm ±0.2mm    30 - 120mm ± 0.3mm    ANGLES ±1°

NOTICE - These drawings, specifications, or other data (1) are, and remain the property of Amphenol Corp. (2) must be returned upon request; and (3) are confidential and not to be disclosed to any person other than those to whom they are given by Amphenol Corp. The furnishing of these drawings, specifications, or other data by Amphenol Corp., or to any other person to anyone for any purpose is not to be regarded by implication or otherwise in any manner licensing, granting rights or permitting such holder or any other person to manufacture, use or sell any product, process or design, patented or otherwise, that may in any way be related to or disclosed by said drawings, specifications, or other data.

|           |                                   |                   |                               |                  |          |  |  |  |
|-----------|-----------------------------------|-------------------|-------------------------------|------------------|----------|--|--|--|
| MATERIAL  | DRAWN<br>R.MAO                    | DATE<br>12-Dec-11 | TITLE<br>BNC JACK<br>UG-261/U |                  |          | Amphenol RF<br>Danbury CT USA, Tainan Taiwan, Shenzhen China<br>www.amphenolrf.com |  |  |
| REFERENCE | ENGINEER<br>N.CAO                 | DATE<br>29-Jul-03 | SCALE: 3/1    SHEET 2 OF 2    |                  |          | DRAWING NO. 31-15  |  |  |
| FINISH    | APPROVED<br>S.HSIEH               | DATE<br>12-Dec-11 |                               |                  |          | ITEM NO. 31-15   |  |  |
|           | CAD FILE<br>F:\DWG\CNPD\31\15-TSZ |                   | DWG SIZE<br>B                 | CODE ID<br>74868 | REV<br>T | PART NO. 31-15   |  |  |