

# BAV23/A/C/S

350mW

Small Signal Diode

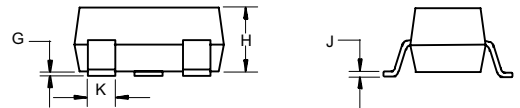
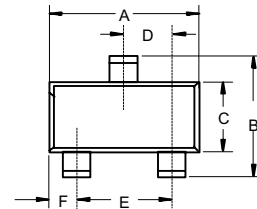
SOT-23

## Features

- Fast Switching Speed
- Operating and storage junction temperature range -65°C To 150°C
- Epoxy meets UL 94 V-0 flammability rating
- Moisture Sensitivity Level 1
- Lead Free Finish/Rohs Compliant (Note1) ("P" Suffix designates Compliant. See ordering information)
- Halogen free available upon request by adding suffix "-HF"

## Maximum Ratings

Symbol	Parameter	Rating	Unit
V <sub>BR</sub>	Reverse Breakdown Voltage @ I <sub>R</sub> =100uA	250	V
V <sub>R</sub>	Continuous Reverse Voltage	200	V
V <sub>R(RMS)</sub>	RMS Reverse Voltage	141	V
I <sub>FM</sub>	Forward DC Current at Tamb=25°C	225	mA
R <sub>θJA</sub>	Thermal Resistance Junction to Ambient Air	357	°C/W
P <sub>d</sub>	Power Dissipation	350	mW
I <sub>FSM</sub>	Non-Repetitive Peak Forward Surge Current @ t = 1.0μs @ t = 100μs	9.0 3.0	A

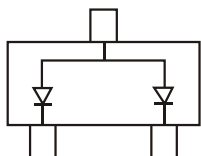
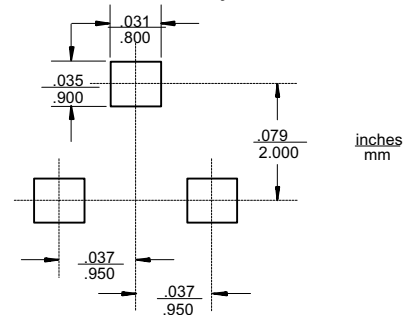


DIM	INCHES		MM		NOTE
	MIN	MAX	MIN	MAX	
A	.110	.120	2.80	3.04	
B	.083	.104	2.10	2.64	
C	.047	.055	1.20	1.40	
D	.035	.041	.89	1.03	
E	.070	.081	1.78	2.05	
F	.018	.024	.45	.60	
G	.0005	.0039	.013	.100	
H	.035	.044	.89	1.12	
J	.003	.007	.085	.180	
K	.015	.020	.37	.51	

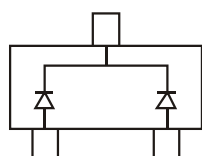
## Electrical Characteristics @ 25°C Unless Otherwise Specified

Symbol	Parameter	Min	Typ	Max	Units
V <sub>F</sub>	Forward Voltage (I <sub>F</sub> =100mA) (I <sub>F</sub> =200mA)	---	---	1.00 1.25	V
I <sub>R</sub>	Leakage Current (V <sub>R</sub> =250V)	---	---	100	nA
C <sub>tot</sub>	Capacitance (V <sub>R</sub> =0, f=1.0MHz)	---	5	---	pF
t <sub>rr</sub>	Reverse Recovery Time (I <sub>F</sub> =30mA, I <sub>R</sub> =30mA) (I <sub>rr</sub> =3.0mA, R <sub>L</sub> =100Ω)	---	---	50	ns

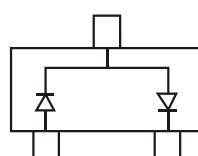
## Suggested Solder Pad Layout



BAV23A Marking : KT7



BAV23C Marking : KT6



BAV23S Marking : KL31

## Typical Characteristics

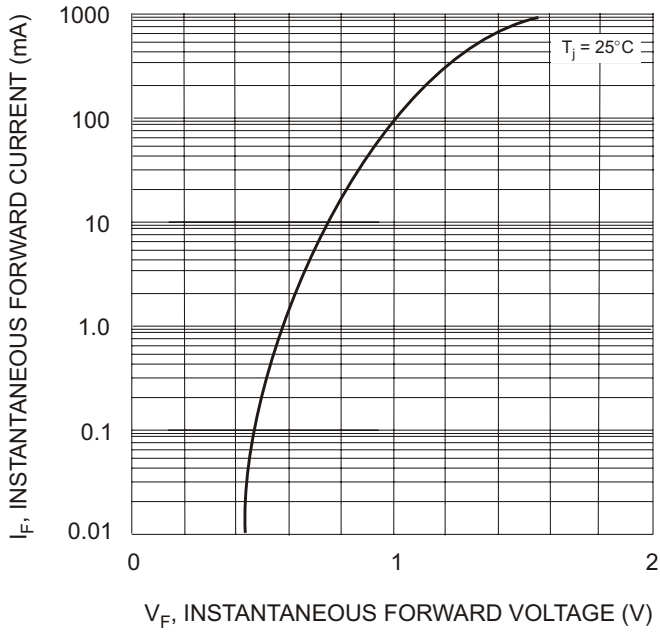


Fig. 1 Forward Characteristics

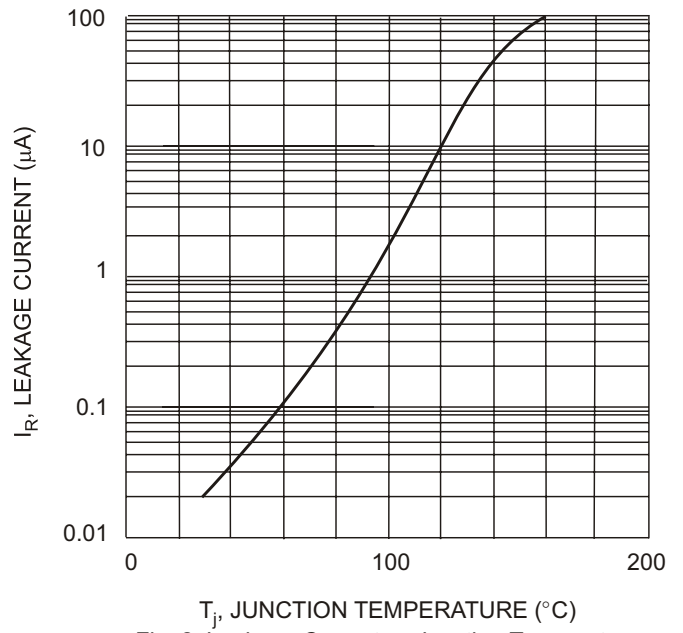


Fig. 2 Leakage Current vs Junction Temperature



TM

Micro Commercial Components

### Ordering Information :

Device	Packing
Part Number-TP	Tape&Reel: 3Kpcs/Reel

Note : Adding "-HF" suffix for halogen free, eg. Part Number-TP-HF

#### \*\*\*IMPORTANT NOTICE\*\*\*

**Micro Commercial Components Corp.** reserves the right to make changes without further notice to any product herein to make corrections, modifications , enhancements , improvements , or other changes . **Micro Commercial Components Corp .** does not assume any liability arising out of the application or use of any product described herein; neither does it convey any license under its patent rights ,nor the rights of others . The user of products in such applications shall assume all risks of such use and will agree to hold **Micro Commercial Components Corp .** and all the companies whose products are represented on our website, harmless against all damages.

#### \*\*\*LIFE SUPPORT\*\*\*

MCC's products are not authorized for use as critical components in life support devices or systems without the express written approval of Micro Commercial Components Corporation.

#### \*\*\*CUSTOMER AWARENESS\*\*\*

Counterfeiting of semiconductor parts is a growing problem in the industry. Micro Commercial Components (MCC) is taking strong measures to protect ourselves and our customers from the proliferation of counterfeit parts. MCC strongly encourages customers to purchase MCC parts either directly from MCC or from Authorized MCC Distributors who are listed by country on our web page cited below. Products customers buy either from MCC directly or from Authorized MCC Distributors are genuine parts, have full traceability, meet MCC's quality standards for handling and storage. **MCC will not provide any warranty coverage or other assistance for parts bought from Unauthorized Sources.** MCC is committed to combat this global problem and encourage our customers to do their part in stopping this practice by buying direct or from authorized distributors.

[www.mccsemi.com](http://www.mccsemi.com)