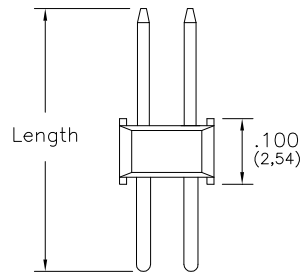
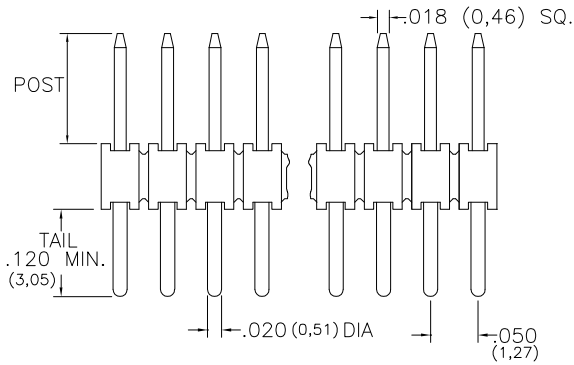
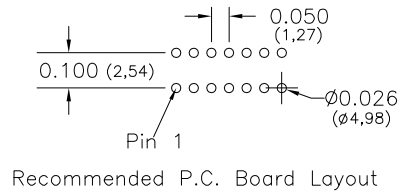
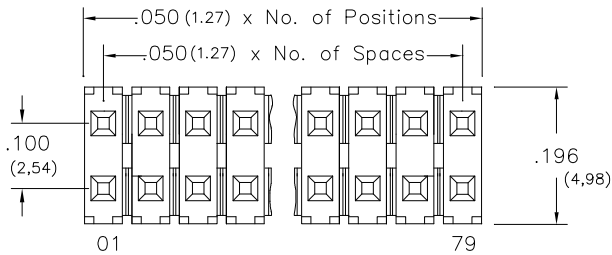


Major League Electronics .050x.100 cl Terminal Strip Headers - Custom



Length – Post Height – .100 (2.54) = Tail Length

Tails may be clipped to achieve desired pin length

Ordering Information

TSHC-6 [XX] - D - [XX] - [XXX] - [XXX] - [XXX] - LF

Pins Per Row
01 - 40
Row Specification
D = Dual Row

Lead Free

Polarized Position
Leave blank if not needed
If required, specify empty pin position, e.g. 012 for Pin 12

Pin Options		
Length		
.320	8.13mm	04
.330	8.38mm	05
.410	10.41mm	08
.425	10.80mm	11
.450	11.43mm	14
.505	12.83mm	16
.555	14.10mm	20
.610	15.49mm	22
.625	15.88mm	24
.650	16.51mm	26
.705	17.91mm	28
.755	19.18mm	30
.825	20.96mm	32
1.050	26.67mm	40

Plating Options	
G	10µ Gold on Contact Area / Flash on Tail
T	Matte Tin All Over
GT	10µ Gold on Contact Area / Matte Tin on Tail
H	30µ Gold on Contact Area / Matte Tin on Tail
F	Gold Flash over Entire Pin

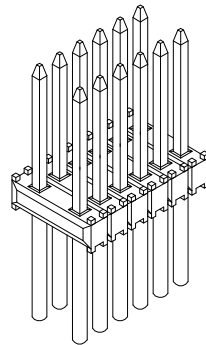
Desired Post Height
Please specify
e.g. .200 (5.08) = 200

Specifications

Current Rating: 1.0 Ampere
Insulation Resistance: 1000MΩ Min.
Dielectric Withstanding: 300V AC
Contact Resistance: 20 mΩ Max.
Operating Temperature: -40°C to + 105°C
Max. Process Temperature:
Peak: 260°C up to 10 secs.
Process: 230°C up to 60 secs.
Wave: 260°C up to 6 secs.
Manual Solder: 350°C up to 5 secs.

Materials

Contact Material: Phosphor Bronze
Insulator Material: Nylon 6T
Plating: Au or Sn over 50µ" (1.27) Ni



Mates with:
LSSHs,
SMSS,
SSHs

Products cut to specific sizes are uncancellable/nonreturnable

Parts are subject to change without notice

TSHC-6-D SERIES

.050x.100 cl Dual Row - Custom
Terminal Strip Headers

06 FEB 07

Scale
NTS

UNLESS OTHERWISE SPECIFIED
DIMENSIONS IN INCHES (MM)
TOLERANCES ARE:

ONE PLACE DECIMALS ±.100
TWO PLACE DECIMALS ±.010
THREE PLACE DECIMALS ±.005
FOUR PLACE DECIMALS ±.0020
ANGLES
±5°



4235 Earnings Way, New Albany, Indiana, 47150, USA
1-800-782-3486 (USA/Canada/Mexico)

Tel: 812-944-7244

Fax: 812-944-7268

E-mail: mle@mlelectronics.com

Web: www.mlelectronics.com

Edition
1

Sheet
1/1